



PLATT HILL NURSERY

222 W. Lake St.
Bloomington, IL
60108-1038

630-529-9394

FAX:

630-529-3795

2400 Randall Road
Carpentersville, IL
60110-3424

847-428-6767

FAX:

847-428-3812

www.platthillnursery.com

2011 CATALOG

STORE HOURS:

SPRING		REGULAR	
(Mid-April – Mid-June)			
Mon-Fri	9-8	Mon-Sat	9-6
Sat	9-6	Sun	10-5
Sun	9-6		

MISSION STATEMENT

Platt Hill Nursery is a complete retail garden center where meeting our customers' needs is our first priority.

Our mission is to:

- Consistently provide our customers with professional service combined with the best quality and widest selection of plants, garden and seasonal merchandise.
- Create and maintain a positive working environment for the welfare and growth of the employees and the company.
- Earn a fair profit as a return on investment.
- Strive for excellence in everything we do and be the best garden center of our time.



SEASONAL SPECIALTIES

VALENTINE'S DAY - Blooming Plants

SPRING - Bedding Plants, Vegetable Plants, Perennials, Roses, Trees, Shrubs, Seeds, Fertilizer, Tools, Trellises, Stone, Mulch, Tropical Blooming Plants

EASTER - Lilies, Potted Tulips, Hyacinth, Blooming Plants, Flowering Easter Baskets

MOTHER'S DAY - Blooming Plants, Flowering Garden Baskets, Annual Planters

FATHER'S DAY - Patio Planters, Gardening Supplies, Bird Feeders, Fountains, Trees

AUTUMN - Fall Mums, Pumpkins, Gourds, Indian Corn, Bulbs for Spring Color, Trees, Shrubs, Evergreens, Mulch

CHRISTMAS - Poinsettias, Fresh Cut Christmas Trees, Fresh Wreaths and Roping, Artificial Trees, Artificial Wreaths and Roping, Light Sets, Bows, Decorations and More!

WINTER - Birdseed, Firewood, Tropical Plants, Wicker Baskets, Decorative Pots, Spring Atmosphere



GUARANTEE

Platt Hill Nursery guarantees:

- Trees and shrub for 50% of the purchase price for one year from the date of purchase.
- Roses and perennials for 50% of the purchase price until November 1st of the year of purchase.
- Annuals, aquatics, herbs, vegetables, houseplants and tropicals for 50% of the purchase price for 7 days from the date of purchase.
- Only plants that are planted in the ground are guaranteed. Plant and original sales receipt must be returned when requesting credit.

Plants, as every living thing, require proper care. This is the buyer's responsibility. Risks beyond our control include improper watering, fertilization, poor soil conditions, insects and diseases.

This guarantee is void if:

- Plants are not planted in the ground (i.e. planted in a container).
- Plants are damaged by humans, animals, herbicides or acts of nature.
- Customer does not provide reasonable care.

**Please No Cash Refunds,
STORE CREDIT ONLY**

EVERGREENS	5
BROADLEAF EVERGREENS	12
SHADE TREES	16
ORNAMENTAL TREES	21
SHRUBS	26
GROUNDCOVERS	44
VINES	46
FRUIT TREES	48
FRUIT & BERRIES	52
ROSES	54
PERENNIALS	60
HERBS	76
ANNUALS	78
VEGETABLES	81
AQUATICS / TROPICAL BLOOMERS	84
GRASS SEED/ SOD	85
SOIL AMENDMENT REQUIREMENTS	85
SOIL AND SOIL AMENDMENTS	86
ORGANIC MULCHES	88
DECORATIVE STONE AND BOULDERS	89
PATIO STONE, EDGING AND FLAGSTONE	91
MISC. HARDGOODS	92



NURSERY STOCK CROSS REFERENCE LIST

A

Alpine currant Ribes
 Arborvitae Thuja
 Azalea Rhododendron

B

Bamboo Fargesia
 Barberry Berberis
 Beech Fagus
 Birch Betula
 Boxwood Buxus
 Burning Bush Euonymus

C

Cherry, flowering Prunus
 Chokeberry Aronia
 Contorted Hazelnut Corylus
 Cotoneaster Cotoneaster
 Crabapple Malus

D

Dogwood Cornus
 Dogwood, flowering Cornus florida

E

Euonymus Euonymus
 Elm Ulmus

F

Fir Abies
 Flowering Almond Prunus
 Forsythia Forsythia

H

Hazelnut Corylus
 Hemlock Tsuga
 Hibiscus Hibiscus
 Holly Ilex
 Honeylocust Gleditsia
 Honeysuckle Lonicera
 Horsechestnut Aesculus
 Hydrangea Hydrangea
 Hypericum Hypericum

J

Juniper Juniperus

L

Lilac Syringa
 Linden Tilia

NURSERY STOCK CROSS REFERENCE LIST

M

Maidenhair Tree Ginkgo
 Magnolia Magnolia
 Maple Acer
 Maple, Japanese Acer palmatum
 Mockorange Philadelphus
 Mulberry Morus

N

Ninebark Physocarpus

O

Oak Quercus

P

Pear, flowering Pyrus
 Pine Pinus
 Plum, purple leaf Prunus
 Potentilla Potentilla
 Privet Ligustrum

R

Redbud Cercis
 Rhododendron Rhododendron
 Rose of Sharon Hibiscus

S

St. John's wort Hypericum
 Serviceberry Amelanchier
 Smoke Bush Cotinus
 Snowberry Symphoricarpos
 Spirea Spiraea
 Spruce Picea
 Sumac Rhus
 Summersweet Clethra
 Sweetspire Itea

V

Viburnum Viburnum

W

Weigela Weigela
 Willow Salix
 Witchhazel Hamamelis

Y

Yew Taxus
 Yucca Yucca

APPROXIMATE SOIL AMENDMENT REQUIREMENTS

The following is based on digging a hole twice as wide as the pot size and filling in with 20% peat moss.

Pot Size	1 Cu. Ft. Bale Peat Moss Will Plant Approx.:	One 40-lb. Bag Michigan Peat Moss Will Plant:
#1 2.7 qt. (2.5 L)	10-12 plants	8 plants
#2 1.5 gal. (5.68 L)	8-12 plants	6 plants
#5 3.8 gal. (14.7 L)	6-8 plants	3 plants
#7 6.2 gal. (23 L)	4-5 plants	2 plants

Amount of Peat Moss Required to Plant a:	Sphagnum Peat	40-lb. Michigan Peat Moss
#10 9.0 gal. (34 L)	1/2 cu. ft.	1 40-lb. bag
#15 13.5 gal. (51 L)	3/4 cu. ft.	1 1/2 40-lb. bags
#20 19.7 gal. (75 L)	1 cu. ft.	2 40-lb. bags
B & B plant	1 cu. ft.	2 40-lb. bags

Pot Size	Blended or Mushroom Compost Will Plant:
#2 1.5 gal. (5.68 L)	10-12 plants
#5 3.8 gal. (14.7 L)	6-8 plants
#7 6.2 gal. (23 L)	3-4 plants
#15 13.5 gal. (51 L)	2 plants
B & B 18"	3 plants
B & B 3'	1 plant

EVERGREENS

○ (Abies koreana 'Siberlocke')

KOREAN SIBERLOCKE FIR

Slightly curled needles reveal a silvery white underside. Considered to be a more heat tolerant fir. Height: 10-20 ft. Spread: 6-10 ft.

#20 19.7 gal. (75 L) 4' \$149.95

○ (Abies lasiocarpa 'Glauca Compacta')

CORKBARK COMPACT FIR

Wonderful dwarf pyramidal form of the Rocky Mountain Fir with silver blue compact foliage and off-white bark. Height: 4 ft. Spread: 2 ft.

#10 9.0 gal. (34 L) \$129.95

○ (Chamaecyparis pisafera 'Sungold')

SUNGOLD CYPRESS

Compact mounding form with golden yellow new foliage. A slow grower that requires little maintenance. Height: 5-6 ft. Spread: 6-7 ft.

#3 2.6 gal. (9.84 L) \$ 29.95

TOPIARY JUNIPERS

We carry a broad selection of trained Topiary Junipers in a variety of sizes. Plants are containerized in #2 to #15 pots.

Oriental		\$ 89.95-189.95
Pom Poms	5-8 balls	\$ 59.95-169.95
Poodle	2-3 balls	\$ 89.95-199.95
Spiral		\$ 69.95-169.95

○ (Juniperus chinensis 'Daub's Frosted')

DAUB'S FROSTED JUNIPER

The bright two color effect makes this a very attractive plant. New growth is a lemon yellow color that contrasts sharply with the feathery emerald green underside. Height: 2 ft. Spread: 4-6 ft.

#5 3.8 gal. (14.7 L) \$ 24.95

○ (Juniperus pfitziana 'Monsan')

SEA OF GOLD JUNIPER

Dramatic lacy yellow foliage that contrast with its green underside. Spreading form for all year color. Height: 3 ft. Spread: 4 ft.

#2 1.5 gal. (5.68 L) \$ 24.95
 #5 3.8 gal. (14.7 L) \$ 34.95

○ = Full Sun ● = Part-Shade ● = Shade
 ○● = Sun or Shade

JUNIPER (Spreading or Groundcover) ○

Good for foundations and borders. Requires well drained soil and full sun.

#1	2.7 qt. (2.5 L)	\$ 9.95
#2	1.5 gal. (5.68 L)	\$ 24.95
#5	3.8 gal. (14.7 L)	\$ 29.95

(Juniperus horizontalis 'Icee Blue')

Icee Blue Juniper #2

Silvery blue foliage and a very compact ground cover. Dense, tightly compressed foliage resembles a thick carpet. Adult growth has distinctive purple-tinged tips. Height: 4 in. Spread: 8 ft.

(Juniperus procumbens 'Nana')

Dwarf Japanese Garden Juniper #1, #2, #5

Compact creeping evergreen with needle-like green foliage; excellent along walks, terraces or rock gardens. Height: 8-12 in. Spread: 3-5 ft.

(Juniperus sabina 'Mini Arcadia')

Mini Arcadia Juniper #5

Soft green feathery foliage that can tolerate dry soil. Height: 12-18 in. Spread: 3-5 ft.

(Juniperus squamata 'Blue Star')

Blue Star Juniper #2

Silvery blue foliage on a densely mounded habit. Excellent for providing a contrast. Height: 2-3 ft. Spread: 3-4 ft.

JUNIPER (Uprights) ○

Good for accent, screening and hedging. Requires full sun and well drained soil.

#5	3.8 gal. (14.7 L)	\$ 39.95
#15	13.5 gal. (51 L)	\$ 59.95

(Juniperus chinensis 'Hetzi Columnaris')

Columnar Hetz Juniper #5

Bright green needles on a dense, tightly branched upright pyramidal form. Height: 10-15 ft. Spread: 5 ft.

(Juniperus scopulorum 'Skyrocket')

Skyrocket Juniper #5, #15

The narrowest columnar evergreen without pruning available. Silver-gray foliage. Colorful accent and screening plant. Height: 15 ft. Spread: 1-2 ft.

SPRUCE

○ (Picea abies)

NORWAY SPRUCE

Dark green needles on dense branches. Pendulous branchlets provide a graceful appearance to its pyramidal form. Use for tall screen or windbreak. Height: 40-60 ft. Spread: 25-30 ft.

B & B	4'	\$129.95
-------	----	----------

○ (Picea abies 'Cupressina')

COLUMNAR NORWAY SPRUCE

A rare find that is perfect for narrow areas. Can be maintained at 6-10 ft.

Height: 30 ft. Spread: 5-7 ft.

B & B	3-4'	\$ 99.95
-------	------	----------

○ (Picea abies 'Little Gem')

LITTLE GEM SPRUCE

A very dense, short green needled evergreen that is perfect for a rock garden..

Height: 1-2 ft. Spread: 1-2 ft.

#3	2.6 gal. (9.84 L)	\$ 29.95
----	-------------------	----------

○ (Picea abies 'Nidiformis')

BIRD'S NEST SPRUCE

Resembles a flat-topped bird's nest. Dark green foliage; useful as a specimen and in rock gardens.

Height: 3 ft. Spread: 3 ft.

#2	1.5 gal. (5.68 L)	\$ 24.95
#5	3.8 gal. (14.7 L)	\$ 29.95

○ (Picea abies 'Pendula')

WEeping NORWAY SPRUCE

Rare and striking form of Norway Spruce.

Excellent as a specimen or for weeping over rocks or walls. Height: 6-12 ft. Spread: 3-6 ft.

B & B	4-5'	\$ 79.95
-------	------	----------

○ (Picea abies 'Rubra Spicata')

RED TIPPED NORWAY SPRUCE

New growth is deep red in spring, changing to green in summer.

Height: 12-15 ft. Spread: 8-10 ft.

B & B	4-5'	\$179.95
-------	------	----------

○● (Picea glauca 'Conica')

DWARF ALBERTA SPRUCE

Slow growing miniature spruce. Useful as a foundation plant for tight spots, and in small gardens as an accent plant. Looks like a miniature Christmas tree.

Height: 5-7 ft. Spread: 3 ft.

#1	2.7 qt. (2.5 L)	12-15"	\$ 9.95
#3	2.6 gal. (9.84 L)	24-30"	\$ 39.95
#7	6.2 gal. (23 L)	36-42"	\$ 79.95

○ (Picea glauca 'Densata')

BLACK HILLS SPRUCE

Neat, close growth and shapely outline make this tree highly desirable as a single or group specimen.

Prefers well drained soil.

Height: 20-30 ft. Spread: 10-15 ft.

B & B	4'	\$ 99.95
-------	----	----------

○ = Full Sun ● = Part-Shade ● = Shade

○● = Sun or Shade

Prices and availability subject to change without notice.

SPRUCES continued

○ (Picea glauca 'Jeans Dilly')

JEAN'S DILLY ALBERTA SPRUCE

A much smaller, denser and slower growing variety of Alberta Spruce.

Height: 3-6 ft. Spread: 4 ft.

#3 2.6 gal. (9.84 L) \$ 49.95

○ (Picea pungens 'Bacheri')

BACHERI SPRUCE

Deep blue foliage holds year round on this nice small growing spruce. Ideal for small locations.

Height: 12 ft. Spread: 6 ft.

B & B 4-5' \$ 89.95

○ (Picea pungens 'Fat Albert')

FAT ALBERT BLUE SPRUCE

Dense upright pyramidal habit with good blue needle color. Rigid, tiered branches are densely covered with stiff needles.

Height: 15-20 ft. Spread: 10-12 ft.

B & B 4' \$134.95

○ (Picea pungens 'Glauca')

COLORADO BLUE SPRUCE

Pyramidal growth habit with needle color ranging from green to baby blue. Useful as a large specimen or background. Prefers well drained soil.

Height: 30-50 ft. Spread: 10-20 ft.

B & B 4-5' \$ 99.95

○ (Picea pungens 'Globosa')

DWARF GLOBE BLUE SPRUCE

This dwarf spruce is flat-topped and densely branched. Bright blue needles hold their color all year but brighter in summer. Excellent specimen or accent plant. Slow grower.

Height: 3 ft. Spread: 4 ft.
#7 6.2 gal. (23 L) 12-15" \$ 69.95

○ (Picea pungens 'Hoopsii')

HOOPSI COLORADO BLUE SPRUCE

The bluest and best of all blue spruces. Full sun. Prefers well drained soil.

Height: 30-50 ft. Spread: 10-20 ft.

B & B 4-5' \$149.95

PINE

○ (Pinus flexilis 'Vandewolf's Pyramid')

VANDEWOLF'S PYRAMID LIMBER PINE

A vigorous, upright selection of Limber Pine with especially soft blue-green foliage.

Height: 20-25 ft. Spread: 10-15 ft.

B & B 4-5' \$149.95

○ (Pinus mugo 'Enci')

ENCI MUGO PINE

Consistent round habit can be easily maintained at 2 to 3 ft. by pruning early.

Height: 5-6 ft. Spread: 5-6 ft.

#5 3.8 gal. (14.7 L) \$ 24.95

○ (Pinus mugo pumilio)

DWARF MUGO PINE

Grows in a compact wide mound. Deep green color; good foundation and small garden plant.

Height: 2-8 ft. Spread: 3-10 ft.

B & B 18" \$ 39.95

○ (Pinus nigra)

AUSTRIAN PINE

Dark green, long-needled pyramidal pine. Excellent as a lawn specimen, screen or background planting. Tolerates adverse exposures.

Height: 50-60 ft. Spread: 20-40 ft.

B & B 4-5' \$119.95

○ (Pinus strobus)

EASTERN WHITE PINE

Soft, pale green needles. Pyramidal form. Prefers well drained soil. Plant in a protected location.

Height: 50-60 ft. Spread: 20-40 ft.

B & B 4' \$119.95

○ (Pinus strobus 'Nana')

DWARF WHITE PINE

Soft, blue-green needles. Mounded form. Prefers well drained soil. Plant in a protected location.

Height: 3-6 ft. Spread: 4-8 ft.

B & B 18" \$ 89.95

○ (Pinus strobus 'Pendula')

WEeping WHITE PINE

An open weeping habit that is an excellent specimen plant. Has soft blue-green needles.

Height: 20 ft. Spread: 15-20 ft.

B & B 3-4' \$129.95

○ = Full Sun ● = Part-Shade ● = Shade

○● = Sun or Shade

YEW

○● (Taxus cuspidata 'Capitata')

PYRAMIDAL JAPANESE YEW

The only true tree form of the Japanese yews. Dark green, pyramidal form. Yews require well drained soil. Plant in sun or shade. Valued as an entrance and corner foundation plant.

Height: Can be maintained at 6-10 ft. Spread: 6-8 ft.

B & B	18"	\$ 49.95
B & B	3'	\$ 89.95
B & B	4'	\$129.95

○● (Taxus x media Cultivars)

SPREADING YEW (Taxus x media Cultivars)

Requires well drained soil. Ideal for foundation plantings or hedge.

B & B	12"	\$ 29.95
B & B	15"	\$ 39.95
B & B	18"	\$ 44.95
B & B	24"	\$ 69.95

(Taxus x media 'Densiformis')

Dense Spreading Yew 15"

Dense, dark green, compact evergreen.

Height: 3-4 ft. Spread: 4-6 ft.

(Taxus x media 'Hicksii')

Hicks Upright Yew 18", 24"

A dense, upright, columnar evergreen. Can have attractive red berries in fall.

Height: 8-10 ft. Spread: 3-5 ft.

(Taxus x media 'Tauntonii')

Taunton Spreading Yew 12", 15"

A low growing, hardy yew; does not burn or discolor in winter. Performs well in heat.

Height: 3-4 ft. Spread: 4-8 ft.

(Taxus x media 'Fairview')

Fairview Globe Yew 15"

Tight compact growing habit, with superior forest green foliage.

Height: 3-4 ft. Spread: 3-4 ft.

ARBORVITAE

○● (Thuja occidentalis 'Congabe')

FIRECHIEF ARBORVITAE

Foliage has reddish tips when grown in the sun and green in the shade. Round habit with good winter hardiness.

Height: 3-5 ft. Spread: 3-4 ft.

#2	1.5 gal. (5.68 L)	\$ 29.95
----	-------------------	----------

○● (Thuja occidentalis 'Hetz Midget')

HETZ MIDGET ARBORVITAE

Dwarf globe shape with dense flat layered needles. Grows in dry to moist conditions.

Height: 2-3 ft. Spread: 2-3 ft.

#1	2.7 qt. (2.5 L)	\$ 9.95
#2	1.5 gal. (5.68 L)	\$ 19.95
#5	3.8 gal. (14.7 L)	\$ 24.95

ARBORVITAE continued

○● (Thuja occidentalis 'Holmstrup')

HOLMSTRUP ARBORVITAE

Compact, upright growth habit. Bright green foliage. Great for small gardens or rock gardens.

Height: 4-5 ft. Spread: 2-3 ft.

#5	3.8 gal. (14.7 L)	\$ 34.95
#10	9.0 gal. (34 L) 4-5'	\$ 69.95

○● (Thuja occidentalis 'Linesville')

MR. BOWLING BOWL ARBORVITAE

Dwarf form has a perfect round habit. Fine, lacy texture with soft silver green foliage, and bronze tips in winter.

Height: 24-36 in. Spread: 24-30 in.

#5	3.8 gal. (14.7 L)	\$ 34.95
----	-------------------	----------

○● (Thuja occidentalis 'Little Giant')

LITTLE GIANT ARBORVITAE

A naturally globe shaped evergreen that, once established, is very tolerant of many conditions.

Height: 4 ft. Spread: 4 ft.

#5	3.8 gal. (14.7 L)	\$ 34.95
----	-------------------	----------

○● (Thuja occidentalis 'Smaragd')

EMERALD GREEN ARBORVITAE

Dense, narrow cone-shaped form, with bright green foliage all year. Excellent for screening. Keep moist until established.

Height: 10-15 ft. Spread: 4 ft.

#5	3.8 gal. (14.7 L)	\$ 34.95
B & B	5-6'	\$ 59.95

○● (Thuja occidentalis 'Techny')

MISSION ARBORVITAE

Dark green, wide pyramidal evergreen. Excellent screen or hedge plant.

Height: 10-15 ft. Spread: 6-8 ft.

B & B	3'	\$ 49.95
B & B	4'	\$ 79.95

●● (Tsuga canadensis)

CANADIAN HEMLOCK

A wide spreading, graceful, fern-like evergreen. Useful as a hedge or screen, needs some wind and sun protection.

Height: 15-25 ft. Spread: 8-10 ft.

#5	3.8 gal. (14.7 L)	\$ 39.95
B & B	4'	\$129.95



○ = Full Sun ● = Part-Shade ● = Shade

○● = Sun or Shade

BROADLEAF EVERGREENS

BOXWOOD (*Buxus* Cultivars) ●●

Makes a good foundation or small hedge. Formal in appearance. Protect from winter winds.

#1	2.7 qt. (2.5 L)	\$ 9.95
#2	1.5 gal. (5.68 L)	\$ 24.95
#5	3.8 gal. (14.7 L)	\$ 34.95-39.95

(*Buxus* x 'Green Gem')

Green Gem Boxwood #1, #2, #5

A compact round shrub with deep green foliage throughout winter. Requires little pruning. Height: 2 ft. Spread: 2 ft.

Green Mountain Boxwood #1, #2, #5

Small dark green leaves form a perfect pyramidal to oval shape. More upright than other boxwoods. Height: 5 ft. Spread: 3 ft.

(*Buxus* x 'Green Velvet')

Green Velvet Boxwood #1, #2, #5

Globe shape with lush green foliage. One of Platt Hill's favorite shrubs.

Height: 3-4 ft. Spread: 3-4 ft.

EUONYMUS CULTIVARS

● (Euonymus fortunei 'Blondy')

BLONDY EUONYMUS

Wonderful variegation of green and yellow leaves on this compact form.

Height: 12-18 in. Spread: 12-18 in.

#5	3.8 gal. (14.7 L)	\$ 29.95
----	-------------------	----------

● (Euonymus fortunei 'Emerald Gaiety')

EMERALD GAIETY EUONYMUS

Deep green leaves edged with sparkling white margins.

In winter, margins can be tinged with pink.

Height: 4-5 ft. Spread: 4-5 ft.

#1	2.7 qt. (2.5 L)	\$ 9.95
#2	1.5 gal. (5.68 L)	\$ 19.95
#5	3.8 gal. (14.7 L)	\$ 29.95

● (Euonymus fortunei 'Emerald 'N Gold')

EMERALD 'N GOLD EUONYMUS

Bright green foliage with gold edges all year long.

In winter, edges can be tinged with pink.

Height: 3 ft. Spread: 3 ft.

#1	2.7 qt. (2.5 L)	\$ 9.95
#2	1.5 gal. (5.68 L)	\$ 19.95
#5	3.8 gal. (14.7 L)	\$ 29.95

○● (Euonymus fortunei 'Moonshadow')

MOONSHADOW EUONYMUS

Foliage has bright yellow centers surrounded by glossy, dark green margins.

Height: 3 ft. Spread: 3 ft.

#1	2.7 qt. (2.5 L)	\$ 9.95
#2	1.5 gal. (5.68 L)	\$ 21.95

○● (Fargesia 'Rufa')

RUFA BAMBOO

A clumping non-invasive bamboo with orange-red cone sheaths in spring. Adapts well to pruning.

Height: 8 ft. Spread: 6-8 ft.

#1	2.7 qt. (2.5 L)	\$ 29.95
----	-----------------	----------

HOLLY

●● (Ilex crenata 'Sky Pencil')

SKY PENCIL HOLLY

Dark glossy green foliage all year round on this narrow columnar form.

Height: 6-8 ft. Spread: 2-3 ft.

#3	2.6 gal. (9.84 L)	\$ 24.95
#7	6.2 gal. (23 L)	\$ 49.95

●● (Ilex x meserveae 'Blue Prince' and 'Blue Princess')

BERRI-MAGIC ROYALTY HOLLY

A profusion of bright red berries is assured each fall with a fruiting and pollinator planted in the same container. The hardiest of the hollies.

Height: 8-12 ft. Spread: 6-8 ft.

#2	1.5 gal. (5.68 L)	\$ 24.95
----	-------------------	----------

●● (Ilex x meserveae 'Blue Prince')

BLUE PRINCE HOLLY

Evergreen shrub with broad pyramidal habit. Glossy, dark green foliage. Plant with female holly if berries are desired. Male plants do not produce berries.

Height: 8-12 ft. Spread: 8 ft.

#2	1.5 gal. (5.68 L)	\$ 24.95
----	-------------------	----------

●● (Ilex x meserveae 'Blue Princess')

BLUE PRINCESS HOLLY

Evergreen shrub with broad pyramidal habit. Glossy, dark green foliage. This female holly produces brilliant, red berries when planted with a pollinator.

Height: 8-12 ft. Spread: 8 ft.

#2	1.5 gal. (5.68 L)	\$ 24.95
----	-------------------	----------

●● (Ilex x meserveae 'Centennial Girl')

CENTENNIAL GIRL HOLLY

Natural pyramidal growth that must have a pollinator to produce red berries that persist into winter.

Height: 12-15 ft. Spread: 5-8 ft.

#10	9.0 gal. (34 L)	\$ 79.95
-----	-----------------	----------

●● (Mahonia Aquifolium)

OREGON GRAPE HOLLY

Flowers in April and produces grape-like fruits in late summer. Foliage color changes with the seasons.

Height: 3-6 ft. Spread: 3-5 ft.

#5	3.5 gal. (14.7 L)	\$ 34.95
----	-------------------	----------

○ = Full Sun ● = Part-Shade ● = Shade

○● = Sun or Shade

(Pieris japonica 'Mountain Fire')

MOUNTAIN FIRE PIERIS

Large clusters of white flowers bloom in spring under its new red foliage growth. A good alternative to rhododendron.

Height: 4-6 ft. Spread: 3-4 ft.

#5 3.8 gal. (14.7 L) \$ 39.95

RHODODENDRON

(Rhododendron catawbiense 'Nova Zembla')

RHODODENDRON NOVA ZEMBLA

Showy deep red flowers in late May with dark green foliage.

Height: 5 ft. Spread: 5-6 ft.

B & B \$ 29.95

(Rhododendron 'Karens')

KARENS AZALEA

Hardest evergreen azalea for zone 5. Foliage is a shiny dark green with burgundy red fall color. Flowers are lavender pink, blooming in late April to May.

Height: 4 ft. Spread: 4 ft.

#3 2.6 gal. (9.84 L) \$ 34.95

(Rhododendron x PJM 'Aglo')

RHODODENDRON AGLO

Small dark green foliage that turns light mahogany in winter. Clusters of clear pink flowers in early spring.

Height: 3-4 ft. Spread: 3-4 ft.

#3 2.6 gal. (9.84 L) \$ 34.95

B & B 18" \$ 49.95

(Rhododendron x 'Haaga')

RHODODENDRON HAAGA

Large showy pink flowers in early spring. Great accent plant for a shady place.

Height: 3 ft. Spread: 3 ft.

B & B \$ 34.95

(Rhododendron x PJM 'Compacta')

RHODODENDRON P.J.M. COMPACT

Shrub with compact bushy form. Lavender pink flowers in mid April to early May. Glossy, dark green foliage turning plum color in fall. Prefers acidic, well drained soil.

Height: 3-5 ft. Spread: 4-5 ft.

#3 2.6 gal. (9.84 L) \$ 29.95

B & B 18" \$ 49.95

(Rhododendron x 'Slam Dunk')

RHODODENDRON SLAM DUNK

Flowers later than many rhododendron with very deep purple-burgundy blooms.



Height: 4 ft. Spread: 3 ft.

#5 3.8 gal. (14.7 L) \$ 44.95

NOTE:

As a group the broadleaf evergreens do not like winter sun. For best results plant them on a north or east exposure or plan to protect them in the winter with cut evergreen boughs or burlap.

 = Full Sun  = Part-Shade  = Shade

  = Sun or Shade

USES OF EVERGREENS AND BROADLEAF EVERGREENS

SPREADING EVERGREENS

Low Growing, Creeping:

Icee Blue Juniper, Daub's Frosted Juniper, Dwarf Japanese Garden Juniper, Mini Arcadia Juniper, Blue Star Juniper, Emerald 'n Gold Euonymus, Moonshadow Euonymus

Medium Growing:

Dwarf Mugo Pine, Taunton Yew, Densiform Yew, Mr. Bowling Ball Arborvitae, Hetz Midget Arborvitae, Sea of Gold Juniper, Emerald Gaiety Euonymus, Sarcoxie Euonymus, Vegetus Euonymus

COLUMNAR

Hicks Yew, Skyrocket Juniper, Emerald Green Arborvitae, Holmstrup Arborvitae, Topiaries

FULL SUN (All day direct sunlight)

Junipers, Pines, Firs, Spruces, Arborvitae, Yews

SHADE TO HEAVY SHADE (No more than 3 hours direct sunlight; shadow or shade the rest of the day)

Yews & All Broadleaf Evergreens, Hemlock

MOIST SOIL

Arborvitae, Hemlock

DROUGHT TOLERANT

White Fir, Junipers, Colorado Spruce, White Pine

WIND BREAKS

Colorado Spruce, Austrian Pine, Norway Spruce, Juniper, Arborvitae

ATTRACT BIRDS

Colorado Spruce, White Pine, Arborvitae, Hemlock

SALT TOLERANT

Colorado Spruce, Mugo Pine, Arborvitae, Hetz Juniper

DEER RESISTANT

Firs, Boxwood, Juniper, Mahonia, Colorado Spruce, Mugo Pine

TREES

- (Acer platanoides 'Columnbroad')

PARKWAY MAPLE

A very tolerant maple with an upright oval habit and dark green foliage which turns yellow in fall.
Height: 40 ft. Spread: 25 ft.

#15 13.5 gal. (51 L) ¾-1" \$119.95

- (Acer platanoides 'Crimson King')

CRIMSON KING MAPLE

Rich maroon leaf color throughout the growing season. Moderate to slow grower. Does best in well drained soil.
Height: 35-40 ft. Spread: 30 ft.

#15 13.5 gal. (51 L) ¾-1" \$119.95

- (Acer rubrum 'Red Sunset')

RED SUNSET MAPLE

Bright green foliage in summer turning to a brilliant red-orange fall color. Upright, dense growth habit. Rated as one of the best Red Maples. Will grow well in damp soil.
Height: 40-50 ft. Spread: 35 ft.

#15 13.5 gal. (51 L) ¾-1" \$119.95

- (Acer x freemanii 'Autumn Blaze')

AUTUMN BLAZE MAPLE

A hybrid between the Red and Silver Maples. Fall color is orange to orange-red. This variety is seedless, prefers damp or very wet soils, but is tolerant of normal soils.
Height: 50-60 ft. Spread: 40-50 ft.

#15 13.5 gal. (51 L) \$119.95

- (Acer saccharum 'Bailsta')

FALL FIESTA MAPLE

A faster growing sugar maple. Foliage emerges with a hint of red on its deep glossy green foliage. Excellent fall color.
Height: 50-70 ft. Spread: 40 ft.

#15 13.5 gal. (51 L) ¾-1" \$119.95

- (Aesculus carnea 'Fort McNair')

FORT MCNAIR HORSECHESTNUT

Spikes of 8 to 10" pink flowers bloom in spring. Low maintenance tree for a smaller landscape.
Height: 40 ft. Spread: 25 ft.

#15 13.5 gal. (51 L) \$119.95

Available July 2011

- (Aesculus hippocastanum 'Baumanii')

BAUMAN HORSECHESTNUT

Long lasting double white flower without the fruit. Excellent for large open areas.
Height: 50-60 ft. Spread: 40-50 ft.

#15 13.5 gal. (51 L) \$119.95

- (Betula nigra 'Heritage')

HERITAGE RIVER BIRCH

Pyramidal-shape available in clump form. Exfoliating bark exposes orange, which contrasts nicely with the other white varieties of birch. Resistant to bronze birch borer. Tolerates wet locations. Yellow fall color.
Height: 35-40 ft. Spread: 30 ft.

#15 13.5 gal. (51 L) 8' Clump \$ 99.95

- (Betula papyrifera 'Renci')

RENAISSANCE REFLECTION BIRCH

A pyramidal habit with white exfoliating bark. Great yellow fall color.
Height: 50-60 ft. Spread: 25-30 ft.

#15 13.5 gal. (51 L) \$ 99.95

- (Betula platyphylla japonica 'Whitespire')

WHITESPIRE BIRCH

Distinctive narrow, pyramidal form with interesting white bark. Great yellow fall foliage color. Shows resistance to the Bronze Birch Borer.
Height: 30-40 ft. Spread: 15-25 ft.

#15 13.5 gal. (51 L) Clump \$ 99.95

- (Cercidiphyllum japonicum)

KATSURATREE

Beautiful heart-shaped foliage on a rounded crown makes this fine textured tree a favorite of many nurserymen. Yellow or orange fall color. Requires irrigation in severe droughts.
Height: 40-50 ft. Spread: 20-30 ft.

#15 13.5 gal. (51 L) ¾-1" \$119.95

- (Fagus sylvatica 'Tricolor')

TRICOLOR BEECH

A purple-leaf form with leaves that have an irregular cream and pink border surrounding the purple center. The smooth gray of the trunk is beautiful in winter. Some shade is best.
Height: 50 ft. Spread: 25-30 ft.

B & B 5-6' \$199.95

○● (Ginkgo biloba 'Autumn Gold')

AUTUMN GOLD MAIDENHAIR TREE

Wide spreading, picturesque branches; bright green leaves turning yellow in fall. Slow grower, but virtually pest-free. This tree dates back to prehistoric times.

One of Platt Hill's favorites.

Height: 50-60 ft. Spread: 30-40 ft.

B & B 5-6" \$ 99.95

○ (Gymnocladus dioicus)

KENTUCKY COFFEETREE

Furrowed bark adorns the picturesque tree that in fall has mahogany colored seed pods.

Height: 50-60 ft. Spread: 40-50 ft.

#15 13.5 gal. (51 L) ¾-1" \$119.95

○● (Liriodendron tulipifera)

TULIP TREE

Medium green foliage turns bright, clear yellow in fall.

Tulip shaped flowers of yellow, orange and green, 2-3" high and wide in May and June

Height: 60-80 ft. Spread: 30-40 ft.

#15 13.5 gal. (51 L) \$119.95

○ (Metasequoia glyptostroboides)

DAWN REDWOOD

This deciduous conifer is a relative of the California Redwoods. Very fast growth rate. Relatively insect and disease free. Reddish-brown shaggy bark makes interesting winter characteristics. Rusty orange fall color.

Height: 70-80 ft. Spread: 25 ft.

#15 13.5 gal. (51 L) \$119.95

○● (Quercus alba)

WHITE OAK

The State Tree of Illinois is disease, drought and salt spray tolerant. Wine red fall foliage will persist into winter.

Height: 50-60 ft. Spread: 50-60 ft.

#15 13.5 gal. (51 L) 1" \$139.95

○● (Quercus bicolor)

SWAMP WHITE OAK

A beautiful native tree well adapted to wet and poorly drained soils. Rounded open shape turning to burgundy fall color.

Height: 50-60 ft. Spread: 50-60 ft.

#15 13.5 gal. (51 L) 1" \$139.95

○● (Quercus palustris)

PIN OAK

Pyramidal, dense habit with slender horizontal branches.

Growth rate is faster than other oaks, making it a desirable yard tree. Green foliage turns a rusty orange to red fall color. Good choice for wet soil areas.

Height: 60-70 ft. Spread: 25-40 ft.

#15 13.5 gal. (51 L) 1" \$139.95

○● (Quercus rubra)

RED OAK

Moderately fast grower with large, dark green foliage.

Turns a deep red in the fall. Broad, stately shape.

Height: 60-70 ft. Spread: 50-60 ft.

#15 13.5 gal. (51 L) 1" \$139.95

○● (Salix alba 'Niobe')

GOLDEN WEEPING WILLOW

Graceful weeping tree with pendulous branches and showy yellow bark. Very fast grower. Tolerates wet locations. Yellow fall color.

Height: 50-70 ft. Spread: 50 ft.

#15 13.5 gal. (51 L) \$ 79.95

○ (Taxodium distichum)

COMMON BALD CYPRESS

A deciduous tree which resembles a conifer, the Bald Cypress is native to wetlands and is also tolerant of dry soils. Pyramidal shape with medium green foliage during the spring and summer turning to a rusty fall color.

Height: 50-60 ft. Spread: 20-30 ft.

#10 9.0 gal. (34 L) \$ 99.95

○● (Tilia cordata 'Greenspire')

GREENSPIRE LINDEN

Dense, pyramidal form with dark green foliage, turning yellow in the fall. Resistant to disease.

Height: 40 ft. Spread: 30 ft.

#15 13.5 gal. (51 L) \$119.95

○ (Tilia tomentosa 'Sterling')

SILVER LINDEN

Large, pyramidal shape with dark green leaves with a silver underside. Foliage turns yellow in the fall.

Height: 40-60 ft. Spread: 20-30 ft.

#15 13.5 gal. (51 L) \$119.95

○ = Full Sun ● = Part-Shade ● = Shade

○● = Sun or Shade

○● (Ulmus 'Frontier')

FRONTIER ELM

A Dutch Elm disease tolerant tree that has stunning reddish-purple fall color.

Height: 40 ft. Spread: 30 ft.

#15 13.5 gal. (51 L) \$119.95

○● (Ulmus 'Morton Glossy')

TRIUMPH ELM

Wonderful dark green glossy foliage on an upright oval shape. Introduced by the Morton Arboretum.

Height: 55 ft. Spread: 45 ft.

#15 13.5 gal. (51 L) \$119.95



USES OF SHADE TREES

FAST GROWING SHADE

Red Sunset Maple, Autumn Blaze Maple, Heritage River Birch, Skyline Locust, Dawn Redwood

FALL COLOR

Maple, Red Oak, Dawn Redwood, Ginkgo, Katsuratree, Swamp White Oak, Tulip Tree, Bald Cypress, Elm

WET SOIL

Red Sunset Maple, Autumn Blaze Maple, Heritage River Birch, Pin Oak, Swamp White Oak, Willow, Katsuratree, Linden, Tulip Tree, Bald Cypress

DROUGHT TOLERANT

Maidenhair, Maples, Honey Locust, Oak, Linden, Elm, Pear

ATTRACT BIRDS

Birch, Tulip Tree, Sugar Maple, Pagoda Dogwood, Oak

SALT TOLERANT

Horsechestnut, Heritage Birch, Ginkgo, Kentucky Coffee Tree, White Oak, Swamp White Oak, Bald Cypress

DEER RESISTANT

Maple, Ginkgo, Kentucky Coffee Tree, Tulip Tree, Oak, Linden, Bald Cypress



ORNAMENTAL TREES

○ (Acer ginnala 'Flame')

FLAME AMUR MAPLE

A small, multi-stemmed tree with red fruits (samaras) and a brilliant fiery red fall color. Useful as a specimen, accent, or corner plant.

Height: 15 ft. Spread: 15 ft.

#15 13.5 gal. (51 L) Clump \$ 79.95

○● (Acer griseum)

PAPERBARK MAPLE

Handsome tree with an oval to rounded crown and open habit. Soft green leaves change to a vivid scarlet in fall. Papery sheets of old bark peel to expose cinnamon-brown new bark. Slow growing.

Height: 20-25 ft. Spread: 10-15 ft.

B & B Clump 5' \$129.95

●● (Acer palmatum varieties)

RED LEAF JAPANESE MAPLES

We carry a selection of different varieties of Red Leaf and Green Leaf Japanese Maples. They are unsurpassed in beauty and uniqueness. Plant in a protected area (such as a courtyard) for best results. They require partial shade and well drained soil.

Bloodgood Fireglow
Crimson Queen Weeping Green

From \$69.95 to \$169.95

● (Amelanchier x grandiflora 'Coles Select')

COLES SERVICEBERRY

White flowers in spring followed by red berries. Fall foliage is bright orange-red.

Height: 20-25 ft. Spread: 15 ft.

B & B 4' \$ 99.95

○● (Amelanchier canadensis 'Glenform')

RAINBOW PILLAR SERVICEBERRY

Blooms in spring with lovely white flowers, moving into summer with mildew resistant foliage and ends the season with a brilliant display of yellow and orange fall color.

Height: 10-15 ft. Spread: 5-8 ft.

B & B 4' \$ 99.95

○● (Betula nigra 'Little King')

FOX VALLEY RIVER BIRCH

A very dense, compact habit. It has exfoliating bark and yellow fall color.

Height: 8-10 ft. Spread: 10-12 ft.

#15 13.5 gal. (51 L) \$119.95

○ = Full Sun ● = Part-Shade ● = Shade

○● = Sun or Shade

● (Cercis canadensis)

EASTERN REDBUD

Purple buds opening to rosy pink flowers in early May. Heart-shaped foliage. Yellow fall color. Prefers some shade. Height: 20-25 ft. Spread: 25-30 ft.

#15	13.5 gal. (51 L)	Tree Form	\$ 99.95
#15	13.5 gal. (51 L)	Clump Form	\$ 99.95

○● (Chionanthus virginicus)

WHITE FRINGETREE

Slow growing native. Profuse white blooms before foliage appears. Very tolerant of city conditions. Height: 12-20 ft. Spread: 12-20 ft.

B & B		3'	\$ 79.95
-------	--	----	----------

○● (Cornus alternifolia)

PAGODA DOGWOOD

Oriental appearing tree with horizontal tiered branches. White flowers in early June. Bluish fruit in August. Height: 15-20 ft. Spread: 15-20 ft.

#10	9.0 gal. (34 L)	Clump Form	\$ 49.95
#15	13.5 gal. (51 L)	Tree Form	\$ 74.95

○ (Magnolia liliiflora 'Galaxy')

GALAXY MAGNOLIA

Blooms purple-red flowers in mid-spring, two weeks after most saucer-type magnolias bloom. Height: 25 ft. Spread: 12 ft.

#10	9.0 gal. (34 L)		\$ 119.95
-----	-----------------	--	-----------

○ (Magnolia liliiflora 'Jane')

JANE MAGNOLIA

Flowers are reddish-purple on outside and creamy white on inside. Bloom April-early May. Height: 10-15 ft. Spread: 10-15 ft.

#7	6.2 gal. (23 L)	3'	\$ 69.95
----	-----------------	----	----------

○ (Magnolia x loebneri 'Leonard Messel')

LEONARD MESSEL MAGNOLIA

Beautiful deep pink buds open to pale lilac 12 petal flowers. Foliage is a deep green. Multi-stemmed with an upright rounded habit. Height: 15-20 ft. Spread: 15-20 ft.

#10	9.0 gal. (34 L)	Tree Form	\$ 99.95
-----	-----------------	-----------	----------

○ (Magnolia x soulangeana)

SAUCER MAGNOLIA

Purplish-pink buds open to a large white saucer-shaped flower in April/early May. Height: 15-20 ft. Spread: 15-20 ft.

B & B		5-6'	\$ 99.95
-------	--	------	----------

○ (Malus — Flowering Crabapple varieties)

CRABAPPLE

The flowering crabapple is one of the showiest of all Illinois trees. We carry cultivars specifically selected for: 1) Annual blooming (they bloom every year), 2) Disease resistance to Scab, Mildew, Rust and Fireblight, and 3) Form and growth habit. These are truly proven superior performers in any landscape.

#15	13.5 gal. (51 L)	Tree Form	\$ 99.95
#15	13.5 gal. (51 L)	Clump Form	\$ 99.95

CENTURION

A narrow upright habit with reddish purple foliage that will turn bronze-green with age.

Flowers: Rosy red
Fruit: Red, 5/8", persistent.
Height: 20 ft. Spread: 15 ft.

GOLDEN RAINDROPS

Upright, vase shaped form with green, deeply cut foliage. Excellent resistance to Cedar-Apple Rust, Scab, and Mildew.

Flowers: White
Fruit: Golden yellow, 1/4"
Height: 20 ft. Spread: 15 ft.

MORNING PRINCESS

An upright habit with weeping branches.

Flowers: Pink
Fruit: Purple, 1/2", persistent
Height: 8-12 ft. Spread: 8 ft.

PRAIRIFIRE

Tree Form, Clump Form

Upright spreading form with reddish purple bark and foliage. Excellent disease resistance.

Flowers: Pink
Fruit: Maroon, 1/2"-3/8", persistent
Height: 20 ft. Spread: 20 ft.

ROYAL RAINDROPS

Tree Form, Clump Form

An upright form with good branching and density. Excellent disease resistance to Apple Scab and Cedar Apple Rust.

Flowers: Bright pinkish-red
Fruit: Red, 1/4"
Height: 20 ft. Spread: 20 ft.

TINA

Dwarf spreading form. Highly ornamental for limited spaces. Excellent disease resistance.

Flowers: Pink-red buds, white flowers
Fruit: Red, 1/2"
Height: 5 ft. Spread: 6 ft.

Crabapple varieties available in July 2011: Camelot

○ = Full Sun ● = Part-Shade ● = Shade

○● = Sun or Shade

- (Morus alba 'Chaparral')

WEeping MULBERRY

A graceful weeping fruitless form covered with very attractive bright green, glossy foliage turning to a yellowish fall color.

Height: 12-15 ft. Spread: 15-20 ft.

#15 13.5 gal. (51 L) \$ 89.95

- (Prunus subhirtella 'Pisnshzam')

PINK SNOW SHOWERS CHERRY

Pink flowers cover its weeping branches in spring. Mint green foliage turns burnt gold in spring.

Height: 20-25 ft. Spread: 20-25 ft.

#10 9.0 gal. (34 L) \$139.95

- (Prunus virginiana 'Canada Red')

CANADA RED CHERRY

A very cold hardy tree. Leaves emerge green, turn purple in summer, and red to reddish purple in fall. Small white flowers in late April to May hang in long clusters. Red fruit is 1/8" across, turning dark purple.

Height: 20-25 ft. Spread: 20 ft.

#15 13.5 gal. (51 L) \$ 99.95

- (Prunus x cistena 'Big Cis')

BIG CIS PLUM

Purple foliage all season with lovely pink blooms in spring make this a superb addition to any landscape. Its small size makes it very versatile.

Height: 14 ft. Spread: 12 ft.

#15 13.5 gal. (51 L) \$ 99.95

- (Prunus x 'Snofozam')

SNOW FOUNTAINS CHERRY

Weeping form with small dark green leaves that turn golden to orange in fall. White flowers cascade down the branches in spring.

Height: 12-15 ft. Spread: 15-20 ft.

#10 9.0 gal. (34 L) \$139.95

- (Pyrus calleryana 'Chanticleer')

CHANTICLEER PEAR

Upright, pyramidal shape with green, glossy foliage turning dark red in fall. Thornless. Flowers white in spring.

Height: 30-35 ft. Spread: 15 ft.

#15 13.5 gal. (51 L) \$ 99.95

- (Pyrus calleryana 'Holmford')

NEW BRADFORD PEAR

A fast growing, oval to round habit that is covered in white flowers in spring. Yellow to orange-red fall color.

Height: 25-35 ft. Spread: 20-30 ft.

#15 13.5 gal. (51 L) \$ 99.95

- (Pyrus calleryana 'Trinity')

TRINITY PEAR

This is a slightly smaller growing pear than the chanticleer with a tight, rounded form. Glossy green foliage turning to orange-red in the fall.

Height: 30 ft. Spread: 20 ft

#15 13.5 gal. (51 L) \$ 99.95

- (Salix caprea pendula)

WEeping PUSSY WILLOW

Smaller weeping tree that produces soft silvery catkins in early spring. A very easy to grow tree.

Height: 8-10 ft. Spread: 8-10 ft.

#4 3.7 gal. (14 L) \$ 69.95

- (Syringa reticulata 'Ivory Silk')

IVORY SILK JAPANESE TREE LILAC

Showy tree with large white flowers in June. Attractive cherry like bark makes this an excellent specimen.

Plant in well drained soil.

Height: 20-25 ft. Spread: 15 ft.

#15 13.5 gal. (51 L) Tree Form \$119.95

#15 13.5 gal. (51 L) Clump Form \$169.95



USES OF ORNAMENTAL TREES

SMALL, 6-10 FEET

Tina Crabapple, Dappled Willow, Smokebush, Hydrangea, Dwarf Korean Lilac, Weeping Pussy Willow, some Japanese Maples

MEDIUM, 12-20 FEET

Most Crabapples, White Fringetree, Big Cis Plum, Weeping Mulberry, Flame Amur Maple, Rose of Sharon, Dogwood

FALL COLOR

Flame Amur Maple, Japanese Maple, Hawthorn, Serviceberry, Pear, Pagoda Dogwood

WET SOIL

Willow

DROUGHT TOLERANT

Flame Amur Maple, Weeping Mulberry, Japanese Tree Lilac, Crabapple, Hawthorn, Elm, Pear

ATTRACT BIRDS

Serviceberry, Pagoda Dogwood, Hawthorn, Crabapple, Japanese Tree Lilac, Pear

SALT TOLERANT

Flame Amur Maple, Coles Serviceberry, Rainbow Pillar Serviceberry, Saucer Magnolia, Prairiefire Crab

DEER RESISTANT

Serviceberry, Red Bud, Magnolia, Pear

○ = Full Sun ● = Part-Shade ● = Shade

○● = Sun or Shade

SHRUBS

- (Aesculus Parviflora)

BOTTLEBRUSH BUCKEYE

A low maintenance, highly adaptable shrub that produces 8-12" long white panicles in summer.
Height: 8-12 ft. Spread: 8-15 ft.

#7 6.2 gal. (23 L) \$ 59.95

- (Amelanchier alnifolia 'Regent')

REGENT SERVICEBERRY

Large white flowers in late April. Dark purple, sweet fruit. Good for eating or making jelly. Prefers well drained soil.
Height: 4-6 ft. Spread: 4-8 ft.

#7 6.2 gal. (23 L) \$ 39.95

- (Aronia arbutifolia 'Brilliantissima')

RED CHOKEBERRY

Bushy shrub with glossy, green foliage. White flowers in late May, followed by red berries. Brilliant red fall color. Excellent for wet locations.
Height: 6-8 ft. Spread: 3-5 ft.

#2 1.5 gal. (5.68 L) \$ 19.95
#5 3.8 gal. (14.7 L) \$ 24.95

- (Aronia melanocarpa elata)

BLACK CHOKEBERRY

Glossy green foliage on bushy shrub. White flowers in May, followed by black berries. Brilliant red fall color. Excellent for wet locations.
Height: 3-5 ft. Spread: 3-5 ft.

#2 1.5 gal. (5.68 L) \$ 19.95
#5 3.8 gal. (14.7 L) \$ 24.95

- (Berberis thunbergii 'Concorde')

CONCORDE BARBERRY

Deep maroon-purple foliage on this dwarf barberry is accented by its red shoots of new growth.
Height: 2 ft. Spread: 2 ft.

#2 1.5 gal. (5.68 L) \$ 24.95
#3 2.6 gal. (9.84 L) \$ 34.95

- (Berberis thunbergii 'Crimson Pygmy')

CRIMSON PYGMY BARBERRY

Dwarf mounded, crimson red shrub. Excellent in groups and as a low accent border. Bright red berries. Plant in full sun for best red color.
Height: 2 ft. Spread: 3 ft.

#1 2.7 qt. (2.5 L) \$ 9.95
#2 1.5 gal. (5.68 L) \$ 24.95
#5 3.8 gal. (14.7 L) \$ 29.95

- (Berberis thunbergii 'Golden Nugget')

GOLDEN NUGGET DWARF JAPANESE BARBERRY

Compact, mounding, symmetrical form. Foliage is a bright golden yellow with beautiful orange autumn color; Nonburning, rust resistant foliage.
Height: 1 ft. Spread: 1-2 ft.

#1 2.7 qt. (2.5 L) \$ 9.95
#2 1.5 gal. (5.68 L) \$ 24.95

- (Berberis thunbergii 'Goruzam')

GOLDEN RUBY BARBERRY

Coral-orange foliage with gold margins on a dwarf compact habit.
Height: 2 ft. Spread: 2 ft.

#2 1.5 gal. (5.68 L) \$ 24.95

- (Berberis thunbergii 'Helmond Pillar')

HELMOND PILLAR BARBERRY

Fantastic column of vivid red purple foliage with yellow spring flowers, red fruit and bright fall color. Needs full sun for best color.
Height: 4-6 ft. Spread: 1-2 ft.

#2 1.5 gal. (5.68 L) \$ 24.95
#5 3.8 gal. (14.7 L) \$ 44.95

- (Berberis thunbergii 'Rose Glow')

ROSE GLOW BARBERRY

Colorful, showy barberry with young foliage a light variegated pink, becoming a dark rose-red at maturity. Excellent foundation, border or hedge plant. Plant in full sun for best color.
Height: 3-6 ft. Spread: 3-6 ft.

#1 2.7 qt. (2.5 L) \$ 9.95
#2 1.5 gal. (5.68 L) \$ 19.95
#5 3.8 gal. (14.7 L) \$ 24.95

- (Callicarpa bodinieri 'Profusion')

PROFUSION BEAUTYBERRY

Lilac to purple flowers in summer and a profusion of clustered, violet berries lining the branches in fall.
Height: 6 ft. Spread: 6 ft.

#5 3.8 gal. (14.7 L) \$ 24.95

- (Calycanthus floridus)

CAROLINA ALLSPICE

Broad rounded shrub with glossy dark green foliage. Chocolate-red flowers in May and flowering sporadically into summer. Golden yellow fall foliage. Bark and wood have spicy cinnamon-like fragrance.
Height: 4-6 ft. Spread: 6-8 ft.

#5 3.8 gal. (14.7 L) \$ 29.95

○ = Full Sun ● = Part-Shade ● = Shade

○● = Sun or Shade

○● (Chaenomeles speciosa 'Texas Scarlet')

TEXAS SCARLET FLOWERING QUINCE

Low growing, rounded shrub with dark, glossy green foliage. Bright scarlet flowers in spring.
Height: 3 ft. Spread: 3-4 ft.

#5 3.8 gal. (14.7 L) \$ 29.95

○● (Clethra alnifolia Cultivars)

SUMMERSWEET

Late summer blooming shrub with large, fragrant panicles. Tolerates heavy shade and wet soils.

#2 1.5 gal. (5.68 L) \$ 24.95
#5 3.8 gal. (14.7 L) \$ 39.95

Ruby Spice Summersweet

A cultivar selected for the bright pink flowers that don't fade to white. Lustrous dark green foliage. Yellow fall color.
Height: 3-6 ft. Spread: 3-4 ft.

Sixteen Candles

A dense rounded shrub with glossy dark green leaves. Noted for its erect candle-like flower spikes. The creamy white blooms are 6 inches tall and extremely fragrant in mid-summer.
Height: 4-5 ft. Spread: 2-3ft.

Sugartina Summersweet

Pure white flowers on a tight, dense, dwarf habit with dark glossy foliage.
Height: 2-3 ft. Spread: 2-3 ft.

○● (Cornus alba 'Bailhalo')

IVORY HALO DOGWOOD

Compact variegated dogwood with fuller, finer texture. Beautiful green and white foliage in summer and attractive red twigs in winter. Useful in smaller planting area. Plant in sun or part-shade.
Height: 5-6 ft. Spread: 5-6 ft.

#2 1.5 gal. (5.68 L) \$ 19.95
#5 3.8 gal. (14.7 L) \$ 29.95

○● (Cornus baileyi)

BAILEY'S REDTWIG DOGWOOD

Loose broad spreading shrub with red branches. White flowers in May followed by white fruit in July. Tolerates wet soil and shade. Green foliage.
Height: 8-10 ft. Spread: 8-10 ft.

#2 1.5 gal. (5.68 L) \$ 19.95
#5 3.8 gal. (14.7 L) \$ 24.95

○● (Cornus sericea 'Bergeson Compact')

BERGESON DOGWOOD

This native has superior burgandy fall color that is followed by striking red twigs that add to the winter landscape.
Height: 4-6 ft. Spread: 4-6 ft.

#5 3.8 gal. (14.7 L) \$ 29.95

○ (Corylus avellana 'Contorta')

HARRY LAUDER'S WALKING STICK

Excellent specimen with low spreading contorted branches. Valued for its winter interest.
Height: 6-8 ft. Spread: 4-6 ft.

B & B 24-30" \$119.95
B & B Tree Form 4' \$159.95

○● (Cotinus coggygia 'Ancot')

GOLDEN SPIRIT SMOKEBUSH

This yellow leaf plant's new foliage emerges with just a touch of red. Smoky yellow flowers appear in June and July, followed by a fiery orangish-red fall color, changing from the bottom up.

Height: 8 ft. Spread: 6 ft.

#5 3.8 gal. (14.7 L) \$ 49.95
#7 6.2 gal. (23 L) Tree Form \$ 99.95

○ (Cotinus coggygia 'Royal Purple')

ROYAL PURPLE SMOKEBUSH

Misty, smoke colored flowers all summer. Deep maroon foliage. Plant in a protected area and full sun for best color.
Height: 8-10 ft. Spread: 8-10 ft.

#5 3.8 gal. (14.7 L) \$ 29.95
#7 6.2 gal. (23 L) Tree Form \$ 99.95

○● (Cotoneaster apiculatus 'Tom Thumb')

TOM THUMB COTONEASTER

Mounded, tightly compact shrub with insignificant flowers in spring and red fall foliage
Height: 1 ft. Spread: 15-18 in.

#2 1.5 gal. (5.68 L) \$ 24.95

○● (Cotoneaster apiculatus)

CRANBERRY COTONEASTER

Dense mounded shrub with bright red berries through winter. Glossy green foliage turning bright red in fall. Good border and groundcover plant.
Height: 3 ft. Spread: 3-6 ft.

#2 1.5 gal. (5.68 L) \$ 24.95

○● (Cotoneaster lucidus)

HEDGE COTONEASTER

Small pink flowers bloom in spring followed by black fruit. Free from insects and disease. An excellent hedge plant that tolerates pruning.
Height: 6-10 ft. Spread: 4-6 ft.

#2 1.5 gal. (5.68 L) \$ 19.95
#5 3.8 gal. (14.7 L) \$ 24.95

○● (Deutzia x kalmiiflora)

KALMIA DEUTZIA

Bright white flowers with rose pink stripes on dark green foliage that turns a brilliant plum purple in fall.
Height: 4-5 ft. Spread: 4-5 ft.

#2 1.5 gal. (5.68 L) \$ 24.95

○ = Full Sun ● = Part-Shade ● = Shade

○● = Sun or Shade

○● (Deutzia gracillis 'Duncan')

CHARDONNAY PEARLS DEUTZIA

Spring flower buds look like pearls before opening to white trumpet-shaped flowers.

Height: 2-3 ft. Spread: 2 ft.

#2 1.5 gal. (5.68 L) \$ 24.95

○● (Diervilla x sessilifolia 'Butterfly')

BUSH HONEYSUCKLE

Low mounded shrub with delicate structure. Produces yellow flowers May through July. Burgundy fall color.

Height: 3-5 ft. Spread: 3-5 ft.

#2 1.5 gal. (5.68 L) \$ 24.95

○● (Euonymus alatus 'Compactus')

COMPACT BURNING BUSH

A dense plant, formal form, with brilliant scarlet fall color. Used as a specimen or formal hedge. Plant in sun or part-shade for best color.

Height: 6-8 ft. Spread: 6-8 ft.

#2 1.5 gal. (5.68 L) \$ 19.95

#5 3.8 gal. (14.7 L) \$ 29.95

#7 6.2 gal. (23 L) \$ 39.95

○● (Forsythia viridissima 'Bronxensis')

DWARF BRONXENSIS FORSYTHIA

Dense, compact, dwarf decorative shrub. Bright green foliage, turning to bronze in fall. Excellent low hedge and mass plantings.

Height: 2-3 ft. Spread: 2-3 ft.

#2 1.5 gal. (5.68 L) \$ 19.95

○● (Forsythia x Meadowlark)

MEADOWLARK FORSYTHIA

Flower buds are hardy to -35° F. and open to bright yellow flowers in spring. Has a compact, semi-arching habit.

Height: 6-10 ft. Spread: 6-8 ft.

#2 1.5 gal. (5.68 L) \$ 19.95

#5 3.8 gal. (14.7 L) \$ 24.95

○● (Fothergilla gardenii)

DWARF FOTHERGILLA

Small shrub with rounded outline. Leathery dark green leaves turn yellow to orange to scarlet in fall.

White fragrant flowers in April to early May.

Height: 2-3 ft. Spread: 2-3 ft.

#2 1.5 gal. (5.68 L) \$ 27.95

#5 3.8 gal. (14.7 L) \$ 39.95

○● (Hamamelis vernalis)

VERNAL WITCHHAZEL

Rounded shrub with reddish-orange, ribbon-like fragrant flowers in late winter. Excellent fall color.

Height: 6-10 ft. Spread: 6-10 ft.

#7 6.2 gal. (23 L) \$ 39.95

○● (Hibiscus syriacus)

ROSE OF SHARON, SHRUB ALTHEA

Large rosette-like flowers from July to September. The most beautiful of late summer blooming shrubs.

Height: 8-12 ft. Spread: 6-10 ft.

Aphrodites (Pink w/Red Throat)

Lavender Chiffon (Lavender)

Blue Satin (Blue)

Lil Kim (White w/Red Eye)

Helen (White w/Red Throat)

White Chiffon (White)

#5 3.8 gal. (14.7 L) \$ 29.95-34.95

○● (Hydrangea arborescens 'Annabelle')

ANNABELLE HYDRANGEA

Large, pure white flowers bloom from June to September. Flowers dry and turn green later in season.

Height: 4-5 ft. Spread: 4-6 ft.

#2 1.5 gal. (5.68 L) \$ 24.95

#5 3.8 gal. (14.7 L) \$ 29.95

○● (Hydrangea arborescens 'Bella Anna')

BELLA ANNA HYDRANGEA

Large 6-8" pink flowers bloom from summer to fall.

A pink variety of Annabelle.

Height: 3 ft. Spread: 3-4 ft.

#2 1.5 gal. (5.68 L) \$ 29.95

#5 3.8 gal. (14.7 L) \$ 44.95

○● (Hydrangea macrophylla 'Bailmer')

ENDLESS SUMMER™ HYDRANGEA

Blooms consistently on both old and new wood.

Removal of spent flowers will encourage reblooming.

Height: 3-5 ft. Spread: 3-5 ft.

8" 1.0 gal. (3.8 L) \$ 14.95

#2 1.5 gal. (5.68 L) \$ 24.95

#5 3.8 gal. (14.7 L) \$ 39.95

○● (Hydrangea macrophylla 'Glowing Embers')

GLOWING EMBERS HYDRANGEA

Large, dark red-rose blooms from mid-summer to fall.

Height: 3 ft. Spread: 3 ft.

#2 1.5 gal. (5.68 L) \$ 29.95

#5 3.8 gal. (14.7 L) \$ 39.95

○● (Hydrangea macrophylla 'Lady in Red')

LADY IN RED HYDRANGEA

Pink buds open to a red rose lace cap flower in summer and foliage turns reddish purple in fall on this nice compact rounded plant.

Height: 2 ft. Spread: 3 ft.

#3 2.6 gal. (9.84 L) \$ 29.95

○ = Full Sun ● = Part-Shade ● = Shade

○● = Sun or Shade

●● (Hydrangea macrophylla 'Lemon Daddy')

LEMON DADDY HYDRANGEA

Large 12" pink or blue blooms, depending on soil pH, are highlighted by the rich lemon yellow foliage all summer.

Height: 3 ft. Spread: 3 ft.

#3 2.6 gal. (9.84 L) \$ 34.95

○○ (Hydrangea macrophylla 'Twist n Shout')

TWIST-N-SHOUT HYDRANGEA™

Wonderful lace cap flowers of pink with periwinkle blue mix. Fall foliage is red burgundy.

Height: 3-5 ft. Spread: 3-5 ft.

#2 1.5 gal. (5.68 L) \$ 24.95

●● (Hydrangea paniculata 'DVPinky')

PINKY WINKY HYDRANGEA

Very large 14" blooms are white turning to pink throughout late summer on red stems.

Height: 6-8 ft. Spread: 4-6 ft.

#5 3.8 gal. (14.7 L) \$ 34.95

○○ (Hydrangea paniculata 'Limelight')

LIMELIGHT HYDRANGEA

Bright lime-green flowers add brightness to the late summer landscape. In autumn the blooms display shades of pink, burgundy, and green. Flowers on new wood.

Height: 6-8 ft. Spread: 5-7 ft.

#5 3.8 gal. (14.7 L) \$ 29.95

#7 6.2 gal. (23 L) Tree Form \$119.95

○○ (Hydrangea paniculata 'Unique')

UNIQUE HYDRANGEA

Gorgeous white blossoms mixed with sterile and fertile florets. Mature flowers are tinted with pink. Blooms mid-July.

Height: 10 ft. Spread: 6 ft.

#5 3.8 gal. (14.7 L) \$ 24.95

○○ (Hydrangea quercifolia)

OAKLEAF HYDRANGEA

Excellent foliage shaped like a Red Oak leaf.

White flower clusters form large erect panicles in July.

Height: 4-6 ft. Spread: 6 ft.

#5 3.8 gal. (14.7 L) \$ 34.95

○○ (Hypericum frondosum 'Sunburst')

SUNBURST ST. JOHN'S WORT

Bright golden yellow flowers in July. Blue green foliage on upright stout branches. Nice plant for summer color.

Height: 2-3 ft. Spread: 3 ft.

#2 1.5 gal. (5.68 L) \$ 24.95

○ (Hypericum inodorum cultivars)

HYPERICUM CULTIVARS

These shrubs are bred for the cut flower industry.

They each produce abundant clusters of berries after bright yellow blossoms in spring.

#2 1.5 gal. (5.68 L) \$ 29.95

Mystical Beauty Salmon pink berries

Mystical Red Star Red berries

●● (Ilex verticillata)

WINTERBERRY

Compact globe shape with deep green leaves. Fall foliage yellow-green to purplish bronze. Requires male and female for female to produce 1/2" bright red fruit ripening in late August to September.

#2 1.5 gal. (5.68 L) \$ 24.95

Jim Dandy (male cultivar):

Height: 3-6 ft. Spread: 4-5 ft.

Red Sprite (female cultivar):

Height: 2-3 ft. Spread: 3-4 ft.

○○ (Itea virginica)

VIRGINIA SWEETSPIRE

Blooms in June and July with fragrant white flowers. Prefers moist, fertile soil. Great for beds, borders and mass plantings.

#2 1.5 gal. (5.68 L) \$ 29.95

#5 3.8 gal. (14.7 L) \$ 39.95

Henry's Garnet – A rounded arching shrub with bright green foliage turning scarlet and crimson in fall. Height: 3-5 ft. Spread: 4-6 ft.

Little Henry™ Dwarf – Low mounded, compact shrub with bright green foliage turning brilliant red in the fall. Height: 18-24 in. Spread: 3 ft.

●● (Kerria japonica 'Golden Guinea')

GOLDEN GUINEA KERRIA

Produces large single bright yellow flowers in mid-spring and sporadically in summer. Drought tolerant.

Height: 6-8 ft. Spread: 5-6 ft.

#2 1.5 gal. (5.68 L) \$ 29.95

○○ (Ligustrum vulgare 'Cheyenne')

CHEYENNE PRIVET

Upright shrub with glossy, dark green foliage.

Excellent hardy formal hedge. Fast growing.

Height: 10-15 ft. Spread: 4-6 ft.

#1 2.7 qt. (2.5 L) \$ 11.95

○ = Full Sun ● = Part-Shade ● = Shade

○○● = Sun or Shade

○ (Ligustrum x vicaryi)

GOLDEN VICARY PRIVET

Compact shrub with a showy golden yellow leaves all summer. A good accent plant. Mixes well with evergreens. Plant in full sun to maintain color.

Height: 4 ft. Spread: 3-4 ft.

#2	1.5 gal. (5.68 L)	\$ 24.95
#5	3.8 gal. (14.7 L)	\$ 34.95

○○ (Lonicera 'Honeyrose')

HONEYROSE HONEYSUCKLE

Deep rosy-red flowers in May on an upright, rounded shrub. Height: 10 ft. Spread: 4-6 ft.

#2	1.5 gal. (5.68 L)	\$ 19.95
#5	3.8 gal. (14.7 L)	\$ 24.95

○● (Lonicera xylosteum 'Claveyi')

CLAVEY'S DWARF HONEYSUCKLE

Dense, low, fast growing hedge or foundation plant. Tight, compact globe shape with gray-green foliage. Yellow flowers in May. Red berries in fall. Height: 3-6 ft. Spread: 3-6 ft.

#2	1.5 gal. (5.68 L)	\$ 19.95
----	-------------------	----------

○○ (Philadelphus 'Miniature Snowflake')

MINIATURE SNOWFLAKE MOCKORANGE

Double white fragrant flowers in early summer. Useful in mass plantings, as a low hedge or foundation plant. Height: 3 ft. Spread: 3 ft.

#2	1.5 gal. (5.68 L)	\$ 19.95
#5	3.8 gal. (14.7 L)	\$ 24.95

○ (Physocarpus opulifolius 'Center Glow')

CENTER GLOW NINEBARK

Bright, intense reddish-purple foliage on upright arching branches that form pleasant mounds. Clusters of creamy white flowers in summer. Full sun for best color. Height: 8-10 ft. Spread: 8-10 ft.

#5	3.8 gal. (14.7 L)	\$ 39.95
----	-------------------	----------

○ (Physocarpus opulifolius 'Mindia')

COPPERTINA NINEBARK

Spring copper foliage turns a rich red in summer. White flowers bloom in June. Height: 8-10 ft. Spread: 6-8 ft.

#5	3.8 gal. (14.7 L)	\$ 39.95
----	-------------------	----------

○ (Physocarpus opulifolius 'Seward')

SUMMER WINE NINEBARK

Compact grower with dark crimson-red leaves and pinkish white flowers in mid summer. Requires little pruning. Height: 5-6 ft. Spread: 5-6 ft.

#2	1.5 gal. (5.68 L)	\$ 24.95
#5	3.8 gal. (14.7 L)	\$ 39.95

○○● (Potentilla fruticosa Cultivars)

POTENTILLA CULTIVARS

Fine textured medium green foliage. Profuse flowers from June to frost. Plant in sun for best blooms. Tolerates damp soil.

#1	2.7 qt. (2.5 L)	\$ 9.95
#2	1.5 gal. (5.68 L)	\$ 19.95

Gold Drop

Lemon yellow flowers. Height: 2 ft. Spread: 2-3 ft.

#2

Gold Star

Deep gold 2" flowers. Height: 3 ft. Spread: 2 ft.

#2

Jackman

Large yellow flowers. Height: 3-4 ft. Spread: 3-4 ft.

#2

Mango Tango

Bicolor orange and red flowers. Height: 2 ft. Spread: 2 ft.

#2

Pink Beauty

Clear pink flowers. Flower color holds well except when nights are extremely hot. Height: 3 ft. Spread: 3 ft.

#1, #2

○○● (Prunus glandulosa)

FLOWERING ALMOND

Sparkling double pink flowers full length of branches. Blooms early spring. An old-time favorite. Height: 4-5 ft. Spread: 3-4 ft.

#2	1.5 gal. (5.68 L)	\$ 19.95
----	-------------------	----------

○ (Prunus x cistena)

PURPLELEAF PLUM, SAND CHERRY

Shrub with reddish-purple leaves all summer. Flowers light pink in spring. Excellent corner plant and color accent. Plant in sun for best color. Height: 6-8 ft. Spread: 5-6 ft.

#2	1.5 gal. (5.68 L)	\$ 19.95
#5	3.8 gal. (14.7 L)	\$ 24.95
#7	6.2 gal. (23 L)	\$ 39.95

○○●

NORTHERN LIGHTS RHODODENDRON

Fragrant flowers bloom in May. Deep green foliage. Prefers acidic, well drained soil.

Type	Flower color	Height	Spread
Mandarin Lights	Orange	4-5 ft.	4-5 ft.
Rosy Lights	Rosy pink	4-5 ft.	5-6 ft.
#3	2.6 gal. (9.84 L)		\$ 24.95

○ = Full Sun ● = Part-Shade ● = Shade

○○● = Sun or Shade

○● (Rhus aromatica 'Gro Low')

GRO LOW FRAGRANT SUMAC

Small, yellow fragrant flowers in May are followed by red hairy fruit. Glossy foliage turns orange-red in fall. Tolerant of salt spray.

Height: 2 ft. Spread: 6-8 ft.

#2 1.5 gal. (5.68 L) \$ 24.95

○● (Rhus typhina 'Bail Tiger')

TIGER EYES™ CUTLEAF STAGHORN SUMAC

Upward angled branches with drooping, deeply cut leaflets give this shrub an oriental effect. The new growth is chartreuse green quickly changing to bright yellow. Fall color has dramatic effect of orange and intense scarlet.

Height: 6 ft. Spread: 6 ft.

#2 1.5 gal. (5.68 L) \$ 24.95

#5 3.8 gal. (14.7 L) \$ 29.95

○● (Ribes alpinum 'Green Mound')

GREEN MOUND ALPINE CURRANT

Perfect low maintenance hedge plant with deep green foliage on a compact form.

Height: 2-3 ft. Spread: 2-3 ft.

#2 1.5 gal. (5.68 L) \$ 19.95

○ (Salix discolor)

PUSSY WILLOW

Very fast grower. Silvery white catkins in early spring.

Tolerates moist locations.

Height: 15-18 ft. Spread: 8-12 ft.

#2 1.5 gal. (5.68 L) \$ 12.95

○● (Salix integra Hakuro Nishiki)

DAPPLED WILLOW

Fast growing shrub with mottled white, green, red and pink highlighted leaves. Easily pruned to desired size.

Height: 6-8 ft. Spread: 6-8 ft.

#1 2.7 qt. (2.5 L) \$ 9.95

#2 1.5 gal. (5.68 L) \$ 19.95

#5 3.8 gal. (14.7 L) Tree Form \$ 89.95

○ (Salix purpurea 'nana')

DWARF BLUE ARCTIC WILLOW

Compact globe-shaped shrub with blue-grey foliage.

Fast growing. Used as low hedge or for color in small gardens. Tolerates moist soil.

Height: 4-5 ft. Spread: 4-5 ft.

#1 2.7 qt. (2.5 L) \$ 9.95

○● (Sambucus nigra 'Black Lace')

BLACK LACE ELDERBERRY

Creamy pink flowers bloom in spring on intense purplish black foliage. The blackish red berries in fall can be used for wine and jam.

Height: 8-10 ft. Spread: 8-10 ft.

#3 2.6 gal. (9.84 L) \$ 34.95

○● (Spiraea Cultivars)

SPIREA

Good accent and border plant.

#1 2.7 qt. (2.5 L) \$ 9.95

#2 1.5 gal. (5.68 L) \$ 17.95-19.95

#5 3.8 gal. (14.7 L) \$ 19.95-24.95

(Spiraea betulifolia 'Tor')

Tor Birchleaf

#2, #5

White flower clusters in late spring on a compact rounded plant. Fall color is an exceptional purple.

Height: 2-3 ft. Spread: 2-3 ft.

(Spiraea japonica Cultivars)

Goldmound

#1, #2, #5

Low growing mound-like shrub with golden yellow foliage and pink flowers all summer.

Height: 2-3 ft. Spread: 2-3 ft.

Golden Elf

#2

Fantastic dwarf spirea for rock gardens and borders. Holds its yellow color through fall.

Height: 6-8 in. Spread: 15-18 in.

Little Princess

#1, #2, #5

Low growing mound-like shrub. Prolific bloomer, with light pink flowers all summer.

Height: 15-30 in. Spread: 3 ft.

Magic Carpet

#1, #2, #5

Vibrant red shoots emerge in spring and mature into rich bronze, red-tipped foliage. Clusters of deep pink flowers in early summer. Fall foliage takes on rich russet tones.

Height: 18-24 in. Spread: 18-24 in.

(Spiraea nipponica 'Snowmound')

Snowmound

#5

Masses of white flowers in May. Dense, dark green foliage. Excellent foundation and border plant.

Height: 3-4 ft. Spread: 3-4 ft.

(Spiraea x bumalda 'Anthony Waterer')

Anthony Waterer

#2

Compact shrub with rose pink flowers all summer.

Foliage turns red in fall.

Height: 3 ft. Spread: 3-4 ft.

(Spiraea x vanhouttei 'Renaissance')

Renaissance Bridal Wreath

#2, #5

Old favorite, fast growing fountain-shaped form.

Profuse white flowers along cascading branches in May.

Excellent hedge and corner plant.

Height: 5-7 ft. Spread: 6-8 ft.

○ = Full Sun ● = Part-Shade ● = Shade

○● = Sun or Shade

○● (Symphoricarpos albus)

WHITE SNOWBERRY

Hardy shrub with light pink flowers in July, followed by white berries lasting into winter. Does well in shade and poor soil. A favorite for birds.

Height: 3-6 ft. Spread: 3-6 ft.

#2 1.5 gal. (5.68 L) \$ 17.95

○● (Symphoricarpos orbiculatus)

RED SNOWBERRY

Spreading shrub with arching branches produce yellow white flowers and purple-red "coralberries" that persist through winter.

Height: 3-5 ft. Spread: 4-8 ft.

#2 1.5 gal. (5.68 L) \$ 17.95

○● (Syringa meyeri 'Palibin')

DWARF KOREAN LILAC

Compact dwarf shrub. Lavender flowers in May. Excellent specimen and foundation plant. Attractive curled, green foliage. Plant in well drained soil.

Height: 4-5 ft. Spread: 5-7 ft.

#2 1.5 gal. (5.68 L) \$ 19.95

#5 3.8 gal. (14.7 L) \$ 29.95

B & B Tree Form \$ 99.95

○● (Syringa patula 'Miss Kim')

MISS KIM LILAC

Purple buds open to fragrant icy blue flowers late May to early June. Compact, upright habit. Leaves turn burgundy-red color in fall.

Height: 6 ft. Spread: 6 ft.

#2 1.5 gal. (5.68 L) \$ 19.95

#5 3.8 gal. (14.7 L) \$ 29.95

○ (Syringa x 'Bloomerang')

BLOOMERANG LILAC

A reblooming lilac that produces fragrant purplish-pink flowers.

Height: 4-5 ft. Spread: 4-5 ft.

#2 1.5 gal. (5.68 L) \$ 29.95

○● (Syringa x prestoniae 'Minuet')

MINUET LILAC

Flower buds are a light purple opening to a single, soft whitish pink flower. Dense shrub with large, dark green leaves.

Height: 6-8 ft. Spread: 4-6 ft.

#5 3.8 gal. (14.7 L) \$ 27.95

○● (Syringa x prestoniae 'Miss Canada')

MISS CANADA LILAC

Single, rose pink flowers on a compact habit. The foliage on this lilac is unusually large.

Height: 6-8 ft. Spread: 4-6 ft.

#5 3.8 gal. (14.7 L) \$ 27.95

○ (Syringa vulgaris)

COMMON LILAC

Fragrant lilac-purple single flowers in May. Hardy, popular old favorite. Plant in well drained soil.

Height: 8-12 ft. Spread: 6-10 ft.

#5 3.8 gal. (14.7 L) \$ 27.95

○ (Syringa vulgaris 'alba')

WHITE FLOWERING LILAC

Fragrant, single white flowers in May. Plant in well drained soil.

Height: 8-12 ft. Spread: 6-10 ft.

#5 3.8 gal. (14.7 L) \$ 27.95

○ (Syringa vulgaris French Hybrids)

FRENCH HYBRID LILACS

Upright shrubs with large, heart-shaped foliage. Distinctive from other varieties of lilacs as they have large, fragrant flowers. Plant all varieties in well drained soil.

Height: 8-12 ft. Spread: 6-10 ft.

#5 3.8 gal. (14.7 L) \$ 27.95

Charles Joly – Red/double

Ludwig Spaeth – Purple/single

President Lincoln – Blue/single

Sensation – Purple with white margin/single

○● (Viburnum carlesii)

KOREANSPICE VIBURNUM

Upright spreading form with fragrant, pink buds opening to white flowers in May. Excellent specimen or foundation plant. Most fragrant of all shrubs.

Height: 4-5 ft. Spread: 4-5 ft.

#5 3.8 gal. (14.7 L) \$ 39.95

○● (Viburnum dentatum 'Christom')

BLUE MUFFIN™ ARROWWOOD VIBURNUM

A compact form with beautiful white flowers in spring, followed by clusters of rich blue berries in summer.

Height: 5-7 ft. Spread: 4-6 ft.

#5 3.8 gal. (14.7 L) \$ 34.95

○● (Viburnum dentatum 'Synnvestvedt')

CHICAGO LUSTRE ARROWWOOD VIBURNUM

Very attractive glossy deep-green foliage turns yellow to reddish-purple in fall, with creamy white flowers in mid-May to late June, followed by blue-black berries. Excellent pest and disease resistance.

Height: 8-10 ft. Spread: 8-10 ft.

#5 3.8 gal. (14.7 L) \$ 34.95

○ = Full Sun ● = Part-Shade ● = Shade

○● = Sun or Shade

○● (Viburnum nudum 'Winterthur')

WINTERTHUR VIBURNUM

Blooms in June with creamy white flowers clusters, producing fruit which turn to a red-pink and mature to a dark blue. Fantastic fall color.
Height: 6 ft. Spread: 4-6 ft.

#5 3.8 gal. (14.7 L) \$ 39.95

○● (Viburnum opulus 'Compactum')

COMPACT EUROPEAN CRANBERRYBUSH VIBURNUM

Compact, dense habit with white flowers in May and red fruit and great foliage color in fall.
Height: 5 ft. Spread: 5 ft.

#5 3.8 gal. (14.7 L) \$ 29.95

○● (Viburnum opulus 'Roseum')

SNOWBALL VIBURNUM

Large, white "snowball" flowers in May; no fruit. Useful as a specimen, corner and hedge plant.
Height: 8-12 ft. Spread: 10 ft.

#5 3.8 gal. (14.7 L) \$ 29.95

○● (Viburnum trilobum 'Bailey Compact')

COMPACT AMERICAN CRANBERRYBUSH VIBURNUM

Flat, white flowers in May, followed by red fruit (flowers and fruit are sparse.) Deep red foliage in fall. Good foundation and border plant.
Height: 5-6 ft. Spread: 5-6 ft.

#5 3.8 gal. (14.7 L) \$ 29.95

○● (Viburnum trilobum 'J. N. Select')

REDWING VIBURNUM

Spring foliage is tinted red; white flowers in May, persistent bright red fruit in fall, and fall color is a brilliant red. An excellent all year round shrub.
Height: 6-8 ft. Spread: 6-8 ft.

#5 3.8 gal. (14.7 L) \$ 29.95

○● (Viburnum x juddii)

JUDD VIBURNUM

Fragrant, white or light pink ball-shaped flowers open in late April or May. Glossy foliage is deep green; reddish black fruit in fall. Excellent foundation or specimen plant.
Height: 6-8 ft. Spread: 6-8 ft.

#5 3.8 gal. (14.7 L) \$ 34.95

○ (Weigela florida hybrids)

WEIGELA

Blooms in late spring. Plant in well drained soil.

#1 2.7 qt. (2.5 L) \$ 11.95

#2 1.5 gal. (5.68 L) \$ 24.95

#3 2.6 gal. (9.84 L) \$ 29.95

#5 3.8 gal. (14.7 L) \$ 39.95

Dark Horse

#1, #2, #5

Dark bronze foliage with lime-green veins and purplish-red flowers. Neat, compact growth habit.
Height: 3 ft. Spread: 3 ft.

Midnight Wine

#3

Low mounded shrub. Showy deep pink flowers with metallic burgundy/purple foliage.
Height: 8-10 in. Spread: 18-24 in.

Minuet

#1, #2, #5

Mounded shrub. Fragrant rosy-pink blooms with ruby-red exterior, lilac-purple lobes and a yellow throat. Purple tinged foliage.
Height: 2 ft. Spread: 2-3 ft.

Red Prince

#5

Dense, rounded shrub with branches arching to the ground. Red flowers all summer, backed by green leaves.
Height: 5-6 ft. Spread: 5-6 ft.

Shining Sensation

#3

Burgundy foliage is accented by pink blooms in May and June.
Height: 5-6 ft. Spread: 3-4 ft.

Wine & Roses

#1, #2, #5

The dark burgundy-purple foliage sets off the rosy-pink colored flowers.
Height: 4-5 ft. Spread: 3-5 ft.

○ (Yucca filamentosa hybrids)

YUCCA

Sword shaped foliage. Tall spikes with white flowers in July-August. Excellent accent plant for foundation, rock and Japanese gardens. Requires well drained soil and full sun.
Height: 3 ft. Spread: 3 ft.

#2 1.5 gal. (5.68 L) \$ 29.95

#5 3.8 gal. (14.7 L) \$ 39.95

Golden Sword – Rich yellow interior and green margin

Ivory Tower – Light green foliage



○ = Full Sun ● = Part-Shade ● = Shade

○● = Sun or Shade

USES OF SHRUBS

LOW HEDGES

Alpine Currant, Crimson Pygmy Barberry, Boxwood, Little Henry Sweetspire, Golden Vicary, Potentillas, Dwarf Forsythia, Dwarf Korean Lilac, Miss Kim Lilac, Gro Lo Sumac, Blue Arctic Willow, Miniature Snowflake Mockorange

TALL HEDGES

Purple Leaf Plum, Most Viburnums, Lilacs, Witch Hazel, Dogwoods, Forsythia, Cotoneaster, Honeysuckle, Burning Bush, Ninebark, Privet, Serviceberry

ALL SUMMER BLOOMS

Potentilla, Weigela, Endless Summer Hydrangea, Spirea

WET SOIL

Chokeberry, Willow, Dogwood, Arrowwood Viburnum, Clethra, Itea, Ilex

ATTRACT BIRDS

Barberry, Dogwood, Honeysuckle, Snowberry, Sumac, Viburnum, Chokeberry, Cotoneaster, Regent Serviceberry, Burning Bush

DROUGHT RESISTANT

Barberry, Chokeberry, Cotoneaster, Euonymus, Fothergilla, Witch Hazel, Honeysuckle, Ninebark, Potentilla, Sumac, Lilac, Privet, Kerria

FALL COLOR

Cotoneaster, Oakleaf Hydrangea, Viburnum, Barberry, Smoke Tree, Burning Bush, Sumac, Korean Lilac, Itea

SHADE TOLERANT

Serviceberry, Chokeberry, Euonymus, Fothergilla, Hydrangea, Alpine Currant, Snowberry, Viburnum, Sumac, Carolina Allspice, Clethra, Buckeye

FRAGRANCE

Quince, Clethra, Fothergilla, Witch Hazel, Hydrangea, Itea, Mockorange, Lilac, Korean Spice Viburnum, Judd Viburnum, Carolina Allspice

ATTRACT BUTTERFLIES

Serviceberry, Clethra, Dogwood, Rose of Sharon, Privet, Mockorange, Potentilla, Lights Azalea, Sumac, Lilacs, Viburnum

SALT TOLERANT

Chokeberry, Barberry, Clethra, Cotoneaster, Forsythia, Witch Hazel, Hydrangea, Spirea, Miss Kim Lilac, Korean Lilac, Snowberry

DEER RESISTANT

Barberry, Smokebush, Forsythia, Witch Hazel, Rose of Sharon, Hydrangea, Privet, Potentilla, Spirea, Mockorange, Common Lilac, Weigela, Yucca

NOTES:

○ = Full Sun ◐ = Part-Shade ● = Shade
 ○● = Sun or Shade

GROUNDCOVERS

GROUNDCOVERS

6-celled pak — 1.45 qt. (1.37L)	6 plants/pak	\$ 8.95
Flat — 1.45 gal. (10.9 L)	24 plants/flat	\$ 31.95
3 or more Flats		\$ 29.95

Common Name	Variety	Foliage color	Flower color	Bloom time	Height	Exposure
Purpleleaf Wintercreeper	Euonymus 'Coloratus'	Glossy green	N/A	N/A	12-15"	○◐
English Ivy	Hedera 'Thorndale'	Dark green	N/A	N/A	6-8"	◐●●
Japanese Spurge	Pachysandra 'Green Carpet'	Waxy deep green	White	Apr-May	6-8"	◐●●
Bailey's Gold Stonecrop	Sedum 'Bailey's Gold'	Green	Orange-yellow	June	4-5"	○
Red Carpet Stonecrop	Sedum 'Red Carpet'	Red tones	Pink	July	3-5"	○
Periwinkle	Vinca 'Bowles'	Dark green	Lavender-blue	May	6-12"	◐●●

○ = Sun ◐ = Partial Shade ● = Shade

STEPABLES

	\$ 3.79 ea.
12 or more pots	\$ 3.59 ea.

Hardy, creeping plants for use as a groundcover in hard to grow areas. We carry a varied list of plants for use in borders, under trees, between flagstones or in rock gardens. Sun and shade plants available. Plants will take some foot traffic.

SPACING FOR GROUNDCOVERS

Plants needed = Square feet of planting area divided by square feet per plant

	Coverage in 1 season		Coverage in 2 seasons	
	Spacing on center	= Sq. feet per plant	Spacing on center	= Sq. feet per plant
Euonymous	10"	.70	15"	1.56
Hedera h.	8"	.44	10"	.70
Pachy.	6"	.25	8"	.44
Sedum	10"	.70	14"	1.94
Vinca	8"	.44	12"	1.00

Note: Square feet per plant calculations are based on a square planting pattern. A triangular pattern will require 15% more plants.

VINES

(Campsis)

TRUMPET VINE

An aggressive hardy vine produces large orange, scarlet-red or yellow trumpet shaped flowers July through September. Attracts hummingbirds. Prune to a few buds in spring. May become invasive. Full Sun.

Grows: 30-40 ft. Spread: 4-5 ft.

#1 2.3 qt. (2.2 L) \$ 14.95

(Clematis)

CLEMATIS

#1 2.3 qt. (2.2 L) \$ 16.95 - 24.95

Rapid growing vine produces large flowers in mid-summer. Prefers morning sun and well-drained soil. Mulch soil to keep roots cool and moist in summer and protected in winter. Group number (#) indicates pruning requirements.

Variety	Color	Height	Bloom Period	Pruning Group
Betty Risdon	Creamy pink/plum pink	8-10'	May & Sept.	#2
Nelly Moser	Rose mauve/ purple center	6-8'	May-June & Sept.	#3
Princess Diana	Light pink/ deep pink bar	8-10'	June-July & Sept.	#2
Ternifolia	Fall flowering white	15-20'	Sept.-Oct.	#2
The President	Rich purple	8-10'	May-June	#3

Pruning Care by Group Number

Group 1: Produces flowers on stems produced the previous season. Only remove the dead or weak stems, after flowering.

Group 2: This group bears their flowers on new growth each year, therefore all old growth must be removed completely in February-March before new growth begins. Hard prune.

Group 3: No pruning required except to shape plant. Moderate.

(Hydrangea anomala subsp. Petiolaris)

CLIMBING HYDRANGEA

Large white fragrant flowers are produced during late June-July. Will cling to brick or wood with rootlike holdfasts. True clinging vine. Some additional support recommended. Sun to part shade.

Grows: 30-40 ft. Spread: 8-10 ft.

#1 2.3 qt. (2.2 L) \$ 14.95 & up

(Lonicera x heckrottii)

GOLDFLAME HONEYSUCKLE

Most handsome of the climbing honeysuckles. Flower buds are carmine and open to yellow. Prune after flowering. Blooms June throughout summer. Shade tolerant.

Grows: 10-15 ft. Spread 2-3 ft.

#1 2.3 qt. (2.2 L) \$ 12.95

(Lonicera 'Dropmore Scarlet')

DROPMORE SCARLET HONEYSUCKLE VINE

Deep reddish pink and yellow flowers. Blooms June through October. Grows: 20 ft.

#1 2.3 qt. (2.2 L) \$ 12.95

VINES

(Lonicera brownii)

MANDARIN HONEYSUCKLE

Bright orange-red flowers adorn this vigorous growing vine. Great as a screening to provide privacy. Blooms in May with sporadic blooms all summer. Sun to part-shade.

Grows: 18 ft. tall. Space 4 ft. apart.

#1 2.3 qt. (2.2 L) \$ 12.95

(Parthenocissus quinquefolia 'Monham')

STAR SHOWERS VIRGINIA CREEPER

A fast-growing vine that clings to walls and other surfaces for a quick cover. Lovely "paint splatter" white markings on green leaves gain an overcast of pink coloring in cooler weather.

Grows: 20-30 ft. Spread: 10-15 ft.

#1 2.3 qt. (2.2 L) \$ 14.95

(Parthenocissus tricuspidata)

BOSTON IVY

Popular clinging vine with purplish new growth maturing to green before turning a brilliant red in fall. Valued for quick cover of brick or stone walls, fences. Shade to partial shade, but will tolerate sun in moist soil.

Grows: 30-40 ft. Spread: 20 ft.

#1 2.3 qt. (2.2 L) \$ 14.95

(Polygonum auberti)

SILVER LACE VINE

Vigorous rapid growing vine with heart shaped leaves and delicate white fragrant flower clusters in summer. Prefers Sun. Grows: 20-30 ft. Spread: 5-10 ft.

#1 2.3 qt. (2.2 L) \$ 14.95

(Wisteria)

WISTERIA

Lavender-blue flowers bloom earlier than other varieties. Excellent over arbors or trellises. Fast growth rate. Sun to part shade.

Grows: 15-25 ft. Spread: 10 ft.

#1 2.3 qt. (2.2 L) \$ 16.95



FRUIT TREES**APPLE**

#7 6.2 gal. (23 L) \$ 49.95

Golden Delicious

Uniform fruit with greenish-yellow skin. Excellent flavor makes this one of the best all-purpose apples. Ripens in October. Semi-dwarf.

Pollination: Late season bloom time. Requires cross pollination. Best with Red Delicious, Honey Crisp, Red Fuji, and Royal Gala.

Honey Crisp

A 3" fruit that is coarse grained, crisp, mildly sweet. Has an extended ripening period and can be stored in the refrigerator for up to seven months. Ripens early September.

Pollination: Late mid-season. Requires cross pollination. Best with Red or Golden Delicious, Red Fuji, Gala.

Red Delicious

Medium to large size fruit with solid red skin; flesh is moderately firm, sweet and juicy. Good eating and salad apple. Ripens in October. Semi-dwarf.

Pollination: Late season bloom time. Requires cross pollination. Best with Golden Delicious, Honeycrisp, Red Fuji, Royal Gala.

Red Fuji

Medium sized, oblong-to-round fruit that is extraordinarily crisp and juicy. Cream colored flesh produces a delightful aroma. Ripens late October. Semi-dwarf.

Pollination: Mid-season. Requires cross pollination. Best with Red or Golden Delicious, Gala, Honeycrisp.

Royal Gala

A "bi-color" apple with orange-over-cream skin. The flesh of this apple has a sweet crispness and superior quality. Ripens early September. Semi-dwarf.

Pollination: Mid-season. Requires cross pollination. Best with Red or Golden Delicious, Honeycrisp, Red Fuji.

POLLINATION OF APPLE TREES

At least two apple varieties should be used to insure pollination. Cross-pollination is possible only when varieties bloom at approximately the same time, i.e., late blooming varieties should be planted with mid-season or late bloomers. Wind does not carry pollen from one apple tree to another, therefore bees are essential for proper pollination. Spraying programs should be adjusted to avoid killing bee populations. Do not spray while trees are in bloom. Premature fruit drop may be caused by improper pollination. All trees should be planted within 100 feet of pollinator tree.

APRICOT

#7 6.2 gal. (23 L) \$ 49.95

Goldcot

Medium to large round fruit with a smooth, golden skin and firm orange flesh. Ripens mid-July. Use for desserts, preserves, canning. Self pollinating.

Wilson

Fruit is freestone medium to large with an orange to yellow skin. Flesh is juicy and sweet. Ripens mid-July. Use for desserts, preserves, canning. Self fruitful.

CHERRY

#7 6.2 gal. (23 L) \$ 49.95

Black Gold

Sweet cherry with excellent 1" firm, black/red fruit. Has a somewhat weeping habit as it matures. Dwarf variety. Pollination: late season. Ripens late June. Self-fruitful.

Gold

Sweet cherry produces medium sized golden fruit, making it bird resistant. It is noted for being a heavy producing variety. Dwarf.

Pollination: early season. Ripens mid-June. Requires cross pollination. Best with any other sweet cherry.

North Star

Tart cherry with red fruit and flesh. Resists cracking and brown rot. Ripens in June. Semi-dwarf. Self-pollinating.

Stella

A juicy, sweet cherry with black skins and moderately firm flesh. Resists cracking and brown rot. Ripens early July. Dwarf. Self-pollinating.

POLLINATION FOR CHERRIES

Tart cherries are self-fruitful and only one tree is needed to get fruit, provided sufficient bee populations are present. Sweet cherries require two different sweet cherries to pollinate. Sweet and tart cherries cannot be counted on to satisfactorily pollinate each other.

NECTARINES

#7 6.2 gal. (23 L) \$ 49.95

Crimson Snow

Medium size freestone fruit is very sweet and white fleshed. Prolific bloomer gives a consistent crop. Self-pollinating. Ripens late July. Dwarf.

Flaming Fury

Medium size freestone fruit is mostly red over a yellow background. Self-pollinating. Ripens mid-July. Dwarf.

PEACH

#7 6.2 gal. (23 L) \$ 49.95

Elberta

Large fruit, golden yellow blushed with red. Freestone. Self pollinating. May need staking to prevent leaning when loaded with fruit. Ripens in mid August. Dwarf.

Redhaven

Medium-sized, freestone fruit of red and golden yellow. Good for freezing, canning, and eating. Disease resistant tree and fruits heavily. Self pollinating. Ripens in mid July. Dwarf.

Saturn

A flattened, donut-shaped freestone fruit that's sweet and tender with a white flesh and a thin red skin. Ripens in late June. Used for fresh eating. Self pollinating.

POLLINATION FOR PEACHES

While most peach trees are self pollinating, you can improve pollination by thinning practices, pruning, and keeping the tree in good health, free from insects and disease.

PEAR

#7 6.2 gal. (23 L) \$ 49.95

Anjou

Firm, bright green fruit is subtly sweet. The skin on this medium to large fruit has a tinge of yellow as it ripens. Semi-dwarf.

Pollination: Early season. Ripens late September.

Cross pollination is required. Best with Bartlett.

Bartlett

Large size, golden yellow fruit is juicy and highly flavored. Strong grower. Ripens in mid September. Semi-dwarf.

Pollination: Requires cross pollination. Best with New Century, Anjou.

New Century

Asian pear with firm yellow skin on white flesh. Has sweet but slightly tart flavor. Should be picked several times to ensure the best quality. Semi-dwarf.

Pollination: Early season. Ripens late August.

Cross pollination is required. Best with Bartlett.

POLLINATION FOR PEARS

Pears require cross pollination from another pear variety.

Pears require more pollinizers and bees than any other fruit due to early bloom time and low nectar/sugar content of the flowers, which makes them less attractive to bees.

PLUM

#7 6.2 gal. (23 L) \$ 49.95

Alderman

Medium fruit is orange-red to burgundy over orange-yellow flesh. Ripens late August. Standard. Self-pollinating.

Stanley Prune

Large, fine quality with deep purplish-blue fruit. Dwarf. Self pollinating. Ripens mid-August into September.

POLLINATION FOR PLUMS

Plums bloom very early in the spring when the weather may be cold and wet, and bee activity is at a minimum.

Therefore, pollination and subsequent fruit set may be reduced.

SPACING FOR FRUIT TREES

	Height		Space
Apple	9-12 ft.	Semi-Dwarf	10 ft.
Apricot	8-10 ft.	Dwarf	10 ft.
Cherry	10-15 ft.	Semi-dwarf	10 ft.
	8-10 ft.	Dwarf	8 ft.
Nectarine	8-10 ft.	Dwarf	8 ft.
Peach	8-10 ft.	Dwarf	10 ft.
Pear	15 ft.	Semi-Dwarf	12 ft.
	8-10 ft.	Dwarf	10 ft.
Plum	8-20 ft.	Standard	12-18 ft.

All fruit trees require full sun and annual fertilization.

Fruit trees can be susceptible to a variety of insects and diseases which will negatively impact both the quality and quantity of your harvest yield.

We recommend you begin a spraying regimen by using Bonide fruit tree spray which contains both insecticide and fungicides. An organic alternative would be the use of Garden Safe 3 in 1 spray which contains neem oil.

Spray your tree when new growth first appears, and again when flower buds are fully formed and about to open. Spray again after all flower petals have fallen. Spray one more time when fruit is just forming, and then any time if needed as long as it is at least three weeks before harvest date.

FRUITS & BERRIES

BLACKBERRY

'Black Satin' #1 2.3 qt. (2.2 L) \$ 14.95
 Large, firm black berries ripen July-August. Semi-erect thornless canes. Full sun. Good for fresh eating, canning or cooking. 4'.

'Darrow' #1 2.3 qt. (2.2 L) \$ 9.95
 Large, firm berries ripen in July and continue over a long season. Non-trailing. 4'.

BLUEBERRY #1 2.3 qt. (2.2 L) \$ 14.95

Plants require addition of pelletized sulfur to lower acidity of the soil to 4.5-5.5 pH. Prepare planting bed by tilling in liberal amounts of Canadian Peat Moss. Two different varieties of blueberries should be planted for best yield. Full sun.

Blueberries are listed in order of ripening:

Patriot — 4-6' High bush type

Northland — 3-4' High bush/low bush type

North Country — 18-24" Low bush type

Bluecrop — 4-6' High bush type

Jersey — 5-7' Highbush type

CURRENT #2 1.5 gal. (5.68 L) \$ 12.95

'Black Crandall'
 Large, black berries grow in clusters. Sweet-tart flavor. Great for jams, jellies and juice. Ripens in mid-July. 4-6'.

'Red Lake'
 Vigorous grower produces clusters of large, deep red fruit on 2-3 year old wood. Pruning of older canes periodically is advised. 3-6'. Sun to part shade.

GRAPES #2 1.5 gal. (5.68 L) \$ 16.95

Thrive in a well drained soil rich in organic matter. Canes need support on a trellis or fence. Fruit is borne on new growth, so severe pruning each February is advised. For sweeter flavor, thin grape bunches to balance leaf area with berry load. Full sun.

Concord Seedless

Fruit resembles Concord in color and flavor but the clusters and berries are smaller.

Canadice (Red)

Seedless red grape. Early variety ripens 2 weeks before Concord.

Himrod (White)

Top white seedless grape. Clusters are large, but rather loose with medium size sweet, yellow berries.

RASPBERRIES #1 2.3 qt. (2.2 L) \$ 9.95-14.95

The hardiest of the cane berries. Fruit is borne on the previous year's growth. Canes die after fruiting and should be removed. Red varieties sucker from the roots to develop new plants. Black varieties develop from tips of plants which root on the ground.

Caroline (Everbearing)

One of the most productive red varieties for this area. Large, flavorful, self-fruiting. Vigorous.

Heritage (Everbearing)

Medium size, firm red fruit. First crop ripens early July; second crop in mid-September. Often bears first September following planting. Fruit is long lasting on the canes.

Royalty (July Bearing)

Large, sweet, purple-red berries. Excellent for jam or jelly. Few suckers. Vigorous.

RHUBARB Check for variety availability. \$ 12.95

Chipmans Canada Red

Heavy producer. Stalks and flesh are red and one of the sweetest of the rhubarbs. Stalks should not be harvested the first year. When harvesting, pull stalks, do not cut from plant. Leaves are toxic, so remove from stalks before eating.

STRAWBERRY

Pak	\$ 1.59 ea.
12 per flat	\$ 17.95 ea.
5 or more	\$ 16.95 ea.

Guardian

Large, deep red, mid-season berries are firm and uniform in size. Good dessert quality; freeze well. Plants are vigorous, productive and disease resistant.

ROSES

Patented roses are the recently hybridized and newly introduced varieties. They are not necessarily better than the "tried and true" non-patented varieties, which have stood the test of time.

(HT) Hybrid Tea

Large flowers borne singly on long stems, usually double and fragrant. Bloom early summer til frost.

(FL) Floribunda

Cross between hybrid tea and the hardy polyantha 'hedge' rose; medium size flower borne in clusters on stems of medium length. Bloom late spring through autumn.

(GR) Grandiflora

Cross between hybrid tea and floribunda rose; medium size double flowers borne either singly or in small clusters; ideal for background borders.

(POL) Polyantha

Small flowers are borne in clusters on dwarf shrubby plants. Very hardy. They are among the last roses to bloom but they then continue to bloom until frost.

Climbing Roses

Large flowers borne in clusters on rigid thick canes 10-15 feet tall. Most bloom twice, in early summer and again in autumn.

Easy Elegance® Roses \$27.95 each

Flowers are available in many colors. They are hardy, own root roses ranging from 2 to 5' in height, depending on variety.

Shrub (Hedge) (Knockout) Roses \$27.95 each

Flowers can be single or double, borne singly or in clusters depending on variety. Most are everblooming. They need little maintenance.

Tree Roses

Selected cultivar is grafted onto a tall, sturdy trunk of established rootstock. Need careful pruning and special winter protection.

FLOWER CARPET ROSES

Amber – amber orange flowers fade to seashell pink

Pink – pink blooms tinged with white

White – creamy white flowers

Apple Blossom – blush pink flowers

Red – velvety carmine red with bright yellow centers

Yellow – buttercup yellow, semi-double blooms in clusters

Scarlet – vibrant red, double flowers in clusters

A floriferous and vigorous ground cover rose reaching about 2' high and 3' wide. No pruning required but can be sheared at any time to encourage more flowering. Lustrous dark green foliage is resistant to black spot and mildew.

#2 1.5 gal. (5.68 L) \$ 27.95 each

2011 ROSES

Variety	Type	Height*	Color	Cold Hardy**	Heat Resistant	Disease Resistant	Fragrant	Patented	Own Root
ROSES	#3	2.6 gal. (9.84 L)	\$24.95-27.95						
Angel Face	FL	Low	Lavender		x		x		
Barbra Streisand	HT	Med	Lavender Blush	x			x	x	
Betty White	HT	Med-Tall	White-Pink-Apricot Blend			x	x	x	
Blue Girl	HT	Med	Lilac Lavender			x	x		
Bride's Dream	HT	Tall	Pink	x	x	x	x		
Burgundy Iceberg	FL	Med-Tall	Purple-Red Burgundy/ Cream Reverse	x	x	x	x	x	x
Chicago Peace	HT	Med	Pink Yellow Blend	x	x	x	x		
China Doll	Poly	Low	Rose Pink	x		x			
Chrysler Imperial	HT	Med	Dark Red	x	x		x		
Dick Clark 2011 AARS Winner	GR	Med-Tall	Cream & Cherry Blushed Burgundy			x	x	x	
Double Delight	HT	Med	Cream Blushed Red	x	x		x		
Ebb Tide	FL	Med	Deep Plum Purple	x	x	x	x	x	
Fragrant Cloud	HT	Med	Coral-Orange	x	x		x		
Fragrant Plum	GR	Tall	Lavender Purple	x	x		x		
George Burns	FL	Low-Med	Multi		x	x	x	x	
Gold Medal	GR	Tall	Yellow	x	x		x		
Helmut Schmidt	HT	Med	Yellow	x	x		x		
Henry Fonda	HT	Tall	Yellow	x		x	x		
Honor	HT	Tall	White			x	x		
Iceberg	FL	Med-Tall	White	x	x	x	x		x
Ingrid Bergman	HT	Low-Med	Bright Red	x	x	x	x		
Intrigue	FL	Med	Plum Purple	x			x		
Janice Kellogg	HT	Med	Deep Burbundy	x		x	x	x	
Judy Garland	FL	Med-Tall	Yellow-Orange Blend	x	x	x	x		
Julia Child	FL	Med	Golden Yellow	x	x	x	x	x	
Let Freedom Ring	HT	Med-Tall	Strawberry Red	x	x		x	x	
Love	GR	Tall	Red/White	x	x	x	x		
Midas Touch	HT	Med	Yellow	x	x	x	x	x	
Miss All Amer. Beauty	HT	Med	Deep Pink	x	x	x	x		
Mister Lincoln	HT	Tall	Deep Red	x	x		x		
Moondance	FL	Tall	Creamy White	x		x	x	x	
Moonstone	HT	Med	White Edged Pink	x	x		x	x	
Octoberfest	GR	Tall	Autumn Orange Blend	x		x	x	x	
Oklahoma	HT	Med	Dark Red	x	x		x		
Opening Night	HT	Med-Tall	Bright Red	x	x		x	x	

*Height: Mature heights are normally reached after 3 years.

Low = Under 2 feet Med = 2½ to 4 feet Tall = Over 4 feet

**Cold Hardy: These roses perform especially well in this area. They still need to be covered in winter.

2011 Roses (continued)

Variety	Type	Height*	Color	Cold Hardy**	Heat Resistant	Disease Resistant	Fragrant	Patented	Own Root
Paradise	HT	Med	Lavender Edged Red	x	x	x	x		
Pascali	HT	Med	White	x		x	x		
Peace	HT	Med	Yellow Pink Blend	x	x	x	x		
Pink Peace	HT	Med	Pink	x	x	x	x		
Pink Promise	HT	Tall	Pale Pink		x		x	x	
Playboy	FL	Med	Orange Scarlet	x	x		x		
Purple Heart	FL	Med-Tall	Purple Red	x		x	x	x	
Queen Elizabeth	GR	Tall	Clear Pink	x	x	x	x		
Queen Mary 2	HT	Med	Pure White	x		x	x	x	
Scintimental	FL	Med	Burgundy-Red/White			x	x	x	
Sexy Remy	FL	Med-Tall	Pink		x	x	x	x	
Showbiz	FL	Low	Bright Red	x	x	x			
Sonia	GR	Tall	Coral Pink	x	x	x	x		
Sunsprite	FL	Med	Deep Yellow	x	x	x	x		
Tiffany	HT	Med-Tall	Pink-Yellow Blend		x	x			
Touch of Class	HT	Med-Tall	Coral Pink	x	x		x		
Toulouse Lautrec	HT	Med	Lemon Yellow				x	x	
Tropicana	HT	Med-Tall	Coral Orange	x	x		x		
Voluptuous!	HT	Tall	Deep Pink		x	x	x	x	
Walking on Sunshine 2011 AARS Winner	FL	Med	Yellow			x	x	x	

***Height:** Mature heights are normally reached after 3 years.
 Low = Under 2 feet Med = 2½ to 4 feet Tall = Over 4 feet

****Cold Hardy:** These roses perform especially well in this area.
 They still need to be covered in winter.

ROSES

2011 Roses (continued)

Variety	Bloom	Height*	Color	Cold Hardy**	Heat Resistant	Disease Resistant	Fragrant	Patented	Own Root
CLIMBING ROSES									
Autumn Sunset	E	8-12'	Apricot Gold	x	x	x	x		
Cancan	E	10'	Magenta Red to Lt. Pink	x	x	x		x	
Fourth of July	E	10-14'	Red Striped White	x	x	x	x	x	
Golden Showers	E	12-14'	Yellow	x	x		x		
New Dawn	E	18-20'	Pink	x	x	x	x		x
Westerland	E	10-12'	Apricot Orange	x	x	x	x		
White Dawn	E	12-14'	White	x	x	x	x		
SHRUB ROSES									
Bonica	E	4-6'	Pink	x	x	x	x		x
Carefree Beauty	E	4-5'	Clear Pink	x	x	x	x		x
Carefree Spirit	E	5'	Cherry Red/White	x	x	x		x	x
Carefree Sunshine	E	3-4'	Yellow	x	x	x		x	x
Carefree Wonder	E	3-4'	Pink / Yellow Center	x	x	x	x		x
Coral Drift®	E	1½' Tall x 2½' Wide	Coral-Orange	x	x	x		x	
Distant Drums	E	3-4'	Light Orchid Pink	x	x	x	x	x	
Double Knockout	E	3-4'	Deep Pink-Light Red	x	x	x	x	x	x
Icy Drift®	E	1½' Tall x 2-3' Wide	Pure White	x	x	x		x	
Milwaukee's Calatrava	E	4-5'	Pure Double White	x			x	x	
Nearly Wild	E	2-3'	Pink	x	x	x			x
Oranges 'n' Lemons	R	6-8'	Orange Striped Yellow	x	x		x	x	
Pink Double Knockout	E	3-4'	Pink	x	x	x		x	x
Sunny Knockout	E	4'	Creamy Yellow	x	x	x		x	x
The Fairy	E	5-6'	Light Pink	x		x			x

E = Everblooming. Once established blooms continuously.

R = Repeats – twice blooming

****Cold Hardy:** These roses perform especially well in this area.
 They still need to be covered in winter.

PERENNIAL CROSS REFERENCE FOR COMMON/BOTANICAL NAMES

AA

Adam's Needle – Yucca
 Alkanet – Brunnera/or Anchusa
 Alpine Strawberry – Fragaria
 Alyssum – Aurinia
 Avens – Geum

BB

Baby's Breath – Gypsophila
 Bachelor's Button – Centaurea
 Balloonflower – Platycodon
 Barren Strawberry – Waldsteinia
 Barrenwort – Epimedium
 Basket of Gold – Aurinia
 Beardtongue – Penstemon
 Bee Balm – Monarda
 Bellflower – Campanula
 Bergamot – Monarda
 Bishop's-Weed – Aegopodium
 Blackberry Lily – Belamcanda
 Black-Eyed Susan – Rudbeckia/Echinacea
 Blanket Flower – Gaillardia
 Blazing Star – Liatris
 Bleeding Heart – Dicentra
 Blue Cupidome – Catananche
 Blue False Indigo – Baptisia
 Blue Fescue – Festuca
 Blue Oat Grass – Helictotrichon
 Border Pinks – Dianthus
 Boston Ivy – Parthenocissus
 Bugleweed – Ajuga
 Butter Daisy – Coreopsis
 Butterfly Weed – Asclepias

CC

Candy Lily – Pardancanda
 Candytuft – Iberis
 Canterbury Bells – Campanula
 Cardinal Flower – Lobelia
 Carnation – Dianthus caryophyllus
 Catchfly – Lychnis
 Catmint – Nepeta
 Catnip – Nepeta
 Chinese Lantern – Physalis
 Chives – Allium
 Cinquefoil – Potentilla
 Clove Pinks – Dianthus plumarius
 Columbine – Aquilegia
 Coneflower – Rudbeckia/Echinacea
 Coral Bells – Heuchera
 Cornflower, Perennial – Centaurea
 Corsican Pearlwort – Sagina
 Cranesbill – Geranium
 Creeping Jenny – Lysimachia nummularia
 Creeping Phlox – Phlox stolonifera
 Creeping Phlox – Phlox subulata
 Crown Vetch – Coronilla
 Cup and Saucer – Campanula
 Cupid's Dart – Catananche
 Cushion Mums – Chrysanthemum
 Cushion Spurge – Euphorbia

DD

Daisy – Chrysanthemum maximum
 Daylily – Hemerocallis
 Dead Nettle – Lamiastrum/Lamium
 Desert Candle – Yucca
 Dwarf Lace Plant – Polygonum

EE

Eulalia Grass – Miscanthus
 European Ginger – Asarum
 Evening Primrose – Oenothera

FF

False Dragonhead – Physostegia
 False Indigo – Baptisia
 False Rock Cress – Aubrieta
 False Sunflower – Heliopsis
 Feather Flower – Astilbe
 Fiesta Daisy – Gaillardia
 Firecracker – Penstemon
 Five Finger – Potentilla
 Flaming Torch – Red Hot Poker
 Flax – Linum
 Fleabane – Erigeron
 Fleeceflower – Polygonum
 Flowering Spurge – Euphorbia
 Foamflower – Tiarella
 Fountain Grass – Pennisetum
 Foxglove – Digitalis
 Fox's Brush – Centranthus
 Funkia – Hosta

GG

Gayfeather – Liatris
 Germander – Teucrium
 Ginger – Asarum
 Globeflower – Trollius
 Globe-Thistle – Echinops
 Gloxinia, Hardy – Incarvillea
 Goatsbeard – Astilbe
 Goatsbeard – Aruncus
 Gold Dust – Aurinia
 Golden Daisy – Coreopsis
 Golden Dead Nettle – Lamiastrum
 Golden Marguerite – Anthemis
 Goldenrod – Solidago
 Goutweed – Aegopodium
 Grecian Rose – Geum

HH

Harebell – Campanula
 Hardy Gloxinia – Incarvillea
 Heliotrope – Centranthus
 Hen & Chicks – Sempervivum
 Hollyhock – Alcea
 Honesty Plant – Lunaria
 Horse Mint – Monarda
 Houseleek – Sempervivum

II

Indian Paint Brush – Lobelia
 Ivy – Hedera/Parthenocissus

JJ

Jacobs Ladder – Polemonium
 Japanese Iris – Iris ensata
 Japanese Spurge – Pachysandra

KK

Kansas Gayfeather – Liatris

LL

Lace Plant, Dwarf – Polygonum
 Lady's Mantle – Alchemilla
 Lamb's Ears – Stachys
 Larkspur – Delphinium
 Lavender – Lavandula
 Lavender Cotton – Santolina
 Leadwort – Ceratostigma

PERENNIAL CROSS REFERENCE FOR COMMON/BOTANICAL NAMES

Leopardsbane – Doronicum
 Lily-of-the-Valley – Convallaria
 Lilyleaf Ladybell – Adenophora
 Lily-Turf – Liriope
 Live Forever – Sedum
 Loosetrife – Lysimachia punctata
 Lupines – Lupinus

MM

Maiden Grass – Miscanthus
 Maiden Pinks – Dianthus
 Maltese Cross – Lychnis
 Marguerite – Anthemis
 Meadow Rue – Thalictrum
 Meadow Sage – Salvia
 Meadowsweet – Filipendula
 Michaelmas Daisy – Aster
 Milfoil – Achillea
 Moon Plant – Lunaria
 Monkshood – Aconitum
 Moneywort – Lysimachia nummularia
 Moss Pinks – Phlox subulata
 Mountain Bluet – Centaurea
 Mountain Fleece – Polygonum
 Mountain Pink – Phlox subulata
 Mum – Chrysanthemum
 Myrtle – Vinca

OO

Obedient Plant – Physostegia
 Oregon Fleabane – Erigeron
 Oswego Tea – Monarda

PP

Painted Daisy – Chrysanthemum coccineum
 Pampas Grass – Cortaderia
 Pansy – Viola
 Pasque Flower – Anemone
 Periwinkle – Vinca
 Pincushion Flower – Scabiosa
 Pinks – Dianthus
 Plaintain Lily – Hosta
 Plume Grass – Erianthus
 Plume Poppy – Macleaya
 Poker Plant – Kniphofia
 Poppy – Papaver
 Primrose – Primula
 Primrose, Evening – Oenothera
 Purple Coneflower – Echinacea
 Purple Leaf Wintercreeper – Euonymus
 Purple Loosetrife – Lythrum
 Purple Moor Grass – Molina
 Purple Rock Cress – Aubrieta
 Pyrethrum – Chrysanthemum coccineum

QQ

Quaker Bonnets – Lupinus

RR

Ragwort – Ligularia
 Red Hot Poker – Kniphofia
 Red Valerian – Centranthus
 Ribbon Grass – Phalaris
 Rock Cress – Arabis
 Rock Madwort – Aurinia
 Rock Soapwort – Saponaria
 Rodger's Flower – Rodgersia

Rose Campion – Lychnis
 Rose Mallow – Hibiscus

SS

Sandwort – Arenaria
 Scotland Bluebells – Campanula
 Sea Lavender – Limonium
 Sea Pine – Stacte and/or Armeria
 Shasta Daisy – Chrysanthemum maximum
 Sheep's Fescue – Festuca
 Snow-on-the-Mountain – Aegopodium
 Silver Lace Vine – Polygonum
 Silver Queen – Artemisia
 Silver Mound – Artemisia
 Snow-in-Summer – Cerastium
 Snowdrop – Anemone
 Solomon's Seal – Polygonatum
 Southern Belle – Hibiscus
 Speedwell – Veronica
 Spiderwort – Tradescantia
 Spirea – Astilbe
 Spotted Dead Nettle – Lamium
 Spurge – Euphorbia and/or Pachysandra
 Squirrel Corn – Dicentra
 St. John's Wort – Hypericum
 Statice – Limonium
 Stokes' Aster – Stokesia
 Stoncrop – Sedum
 Strawberry – Fragaria
 Sundrop – Oenothera
 Sunflower, Perennial – Helianthus
 Sweet Pea – Lathyrus
 Sweet William – Dianthus
 Sweet Woodruff – Galium

TT

Tarragon – Artemisia
 Thyme – Thymus
 Thrift – Phlox subulata/Armeria
 Tickseed – Coreopsis
 Toadlily – Tricyrtis
 Tritoma – Kniphofia
 Turk's Cap – Aconitum

VV

Violet – Viola
 Virginia Spiderwort – Tradescantia

WW

Windflower – Anemone
 Wintercreeper – Euonymus
 Woolly Betony – Stachys
 Wormwood – Artemisia

YY

Yarrow – Achillea
 Yellow Archangel – Lamiastrum
 Yellow Marguerite – Anthemis

ZZ

Zebra Grass – Miscanthus

PERENNIALS

These plants die back to the roots in winter, but resprout again each spring. Some varieties may need winter protection. Bloom times vary from one plant to another.

4" Square Pot — 1.73 pt. (819 ml)	\$ 3.99 each
12 or more	\$ 3.49 each
4.5" Round Pot — 1.92 pt. (900 ml)	\$ 5.95 each
12 or more	\$ 5.49 each
#1 — 2.3 qt. (2.2 L)	\$ 9.95 - up
#2 — 1.5 gal. (5.68 L)	\$12.95 - up

- ▮ Denotes Partial Shade
- Denotes Full Shade
- † Denotes Wildflower
- ↔ Denotes Groundcover
- x Denotes Cut Flower
- # Denotes Rock Garden Plant
- p Denotes Prairie Plant
- N Denotes Native Plant

x ACHILLEA (Yarrow)

Flat flower heads bloom from June-August. Drought tolerant. Sun. Space 2-3' apart.

N▮ ACTAEA (Bugbane)

Formerly Cimicifuga. White flower clusters on stalks above broad foliage. May need staking. 3'. Partial shade. Space 3' apart.

●●↔ AEGOPODIUM (Snow on the Mountain)

Variegatum

Leaves are green with white margins. Flowers are insignificant. Versatile groundcover for most situations. 6-12". Sun or shade. Space 10-15" apart. Invasive.

x ALCEA (Hollyhock)

Stately biennial or short-lived perennial has spikes of ball-shaped flowers. July-August. Sun. Space 3' apart.

Variety	Color	Height
Chater's Double	Mixture	4-6'
Indian Spring	Mixture (Single)	7-8'
Nigra	Dark Red	4-6'

AMSONIA (Blue Star)

hubrichtii

2011 Perennial Plant of the Year. Light blue flowers over feathery foliage. Foliage turns yellow-orange in fall. April-May. 2-3'. Sun. Space 3' apart.

PERENNIALS

x▮† ANEMONE

hybrida (Japanese Anemone)

Flowers are white or pink; single or double. Fall blooming. 2 1/2-3' tall. Best in moist, well-drained soil in part-shade. Late availability.

sylvestris (Snow Drops, Wind Flower)

White nodding flowers. Fragrant. May-June. 12-15". Light Shade. Space 12" apart.

▮px AQUILEGIA (Columbine)

Bell-shaped flowers bloom May-June. Sun to part-shade. Space 18" apart.

Variety	Color	Height
Biedermeier	Mixture	9-15"
Mini-Star	Blue & white	6-8"
Winky	Purple & white	18-24"

↔# ARMERIA (Common Thrift)

maritima

Compact evergreen mounds with rose or white flowers. May-June. 8". Sun. Well-drained soil is essential for this plant. Space 12" apart. Early availability only.

▮↔ ARUNCUS (Goats Beard)

aethusifolius

Dwarf plant with cream white plumes. May-June. 12-15". Part-shade. Space 12-15" apart.

diocis

Long creamy plumes. Fern-like foliage. June-July. 5'. Part-shade. Space 4' apart.

p† ASCLEPIAS (Butterfly Weed)

N tuberosa

Brilliant orange flowers. July-August. Excellent with grasses. Good dried flower. 18-24". Sun. Drought tolerant. Late availability. Late to emerge.

x ASTER

Purple Dome

Deep blue flowers. Mounding habit. August-September. 18-24". Sun. Space 3' apart. Late season availability.

▮x ASTILBE (False Spirea)

Spikes of graceful plumes over fine textured fern-like foliage. Prefers a rich, moist soil in shaded areas. Space 2' apart.

Variety	Size	Color	Bloom Time
Fanal	20-24"	Red	July
Maggie Daley	28"	Purple	July
Rhineland	24"	Rose-pink	June
Sprite	10-12"	Light pink	July-Aug.
Visions	15-18"	Rosy lilac	June-July
Visions in Pink	15-18"	Pink	June-July
Visions in Red	15-18"	Rosy-red	June-July
Visions in White	15-18"	White	June-July

Nx BAPTISIA (False Indigo)

2010 Perennial Plant of the Year

Pea-shaped indigo blue or yellow flowers. 3-4'. Sun or partial shade. Space 3-4' apart.

↔● BRUNNERA

macrophylla

Heart-shaped green leaves. Also available with green/white foliage. Tiny clusters of small blue flowers. Prefers moist soil in part-shade. May-June. 12-15". Space 18" apart.

Jack Frost

Frosted silver foliage with dark green veins. Sky blue flowers. 12-15". May-June. Shade to part-shade. Space 12-15" apart.

BUDDLEIA (Butterfly Bush)

Showy, summer blooming plants. Fragrant flower spikes. Narrow green foliage. 4-8'. Sun. Space 4-6' apart. Needs heavy winter protection.

D#x CAMPANULA (Bellflower)

Blue Clips

Violet blue, cup-shaped flowers. Short-lived. 8". June-Sept. Sun. Space 10-12" apart.

White Clips

White form of Blue Clips.

glomerata 'Superba' (Harebell)

Large clusters of violet-blue flowers. 20". June-July. Sun or part-shade. Space 18" apart.

x† CENTAUREA (Bachelor Button)

montana

Cornflower blue flowers. June-July. 2'. Good cut flower. Sun. Space 18-24" apart. Reseeds readily.

↔# CERASTIUM (Snow-in-Summer)

Low spreading, silver-grey foliage. White flowers May-June. 4-6". Sun. Overwatering will cause plants to rot. Space 12" apart. Limited availability.

N† CIMICIFUGA (Bugbane) – see Actaea

CLEMATIS – see vines

↔●† CONVALLARIA (Lily of the Valley)

Fragrant white, bell-shaped flowers. Can be invasive. May-June. 6-8". Plant in shade. Space 12" apart. Goes dormant in late summer.

COREOPSIS (Tickseed)

Long blooming flowers for sunny areas in the garden. Space 18-24" apart.

Variety	Size	Color	Bloom Time
Heaven's Gate	12-15"	Rose pink	June-Sept.
Jethro Tull	15-18"	Golden yellow	June-July
Moonbeam	18-24"	Pale yellow	July-Sept.
Sunray	18-24"	Yellow	June-Aug.
Zagreb	15"	Clear yellow	June-Aug.

● CORYDALIS

Yellow flowers adorn this lovely woodland plant. Lacy foliage. 6-18". Partial shade. Limited availability.

↔ DELOSPERMA (Hardy Ice Plant)

Scarlet, pink or purple flowers on succulent needle-like foliage. Drought tolerant. June-August. 2-4". Sun. Space 6-12" apart.

x DELPHINIUM (Perennial Larkspur)

Tall, stately spikes of intense color. Low basal foliage. Sun. June-July. Plant in sheltered areas.

DIANTHUS barbatus (Sweet William)

Indian Carpet

Biennial. Uniform compact mix of single flowers. May-June. 10". Sun to part sun. Space 10-12" apart.

DIANTHUS deltoides (Border Pinks)

Brilliant

Pink flowers. June-July. 6-8". Sun.

DIANTHUS gratianopolitanus (Cheddar Pink)

Firewitch

2006 Perennial Plant of the Year

Bright magenta flowers over low-growing blue-green foliage. May-June. 6". Space 8-10" apart.

DIANTHUS hybrid

Neon Star

Large single hot pink flowers with fringed petals. Compact silvery foliage. May-June. 7". Sun. Space 12-15" apart.

Other varieties of blooming dianthus available in season.

● DICENTRA (Bleeding Heart)

spectabilis

Old fashioned bleeding heart. Pink flowers. May-June. 30". Sun to part-shade. Space 3' apart.

sp. Alba

Similar to above with white flowers.

● DIGITALIS (Foxglove)

Trumpet-shaped flowers. Biennial. Sun to part-shade. June-July. Plant parts are toxic. Space 18-30" apart.

Variety	Color	Height
grandiflora	Yellow	2-3'
mertonensis	Rosy-red	3-4'
purpurea 'Foxy'	Mixture	30"

● = Partial Shade ● = Full Shade † = Wildflower
 ↔ = Groundcover x = Cut Flower N = Native Plant
 # = Rock Garden Plant p = Prairie Plant

Prices and availability subject to change without notice.

px **ECHINACEA (Coneflower)**

Daisy-like flowers with raised centers. Attracts butterflies. Sun. Does not tolerate clay soils. July-Sept. Space 2-3' apart. Late availability on some varieties.

Variety	Color	Height
Coconut Lime	Lime green/white	24-30"
Harvest Moon	Golden yellow	24-30"
Kim's Knee High	Pink	12-15"
Magnus	Rose lavender	36"
Pixie Meadowbrite	Rosy-red	24"
Sundown	Shades of orange and rose	36-40"
Tomato Soup	Orangey-red	27-32"
White Swan	Creamy white	24-30"

p† **EUPATORIUM**

purpureum 'Gateway' (Joe-Pye weed)

Clusters of reddish purple flowers. Coarse foliage on wine red stems. July-September. 6'. Sun. Space 4' apart. Late availability.

rugosum 'Chocolate' (White Snakeroot)

Dark maroon to bronze foliage. Creamy white flowers. August-September. 2-3'. Sun to part-shade. Space 2-3' apart.

EUPHORBIA (Spurge)

polychroma

Bushy, mounded plants. Bright yellow flower bracts. April-June. 12". Sun. Space 18-24" apart.

●† **FERNS**

Prefer moist, shady locations with peat moss added to soil at planting. Excellent massed or as single specimen plants.

Variety	FronD Color	Height
Christmas	Dark green	18-24"
Cinnamon	Pale green darkening to brown	3-5'
Japanese Painted 2004 Perennial Plant of the Year	Wine red/silvery sheen	18-24"
Lady	Medium green	24-30"
Leatherwood	Gray-green shiny	24"
Ostrich	Green / vase shape	5-7'

x† **GAILLARDIA (Blanketflower)**

Long blooming daisy-like flowers. June to Sept. Sun. Must have well-drained soil or plants won't survive winter. Deadhead for prolonged bloom.

●● **GALIUM (Sweet Woodruff)**

Excellent groundcover with tiny white flowers. May-June. 6". Part to full shade. Space 6-8" apart.

● **GERANIUM (Cranesbill)**

Ground cover or border plant for sun to part-shade. Space 18-24" apart.

Variety	Height	Color	Bloom Time
Johnson's Blue	15-18"	Vivid lavender-blue	May-July
Max Frei	8-10"	Magenta	May-Aug.
Rozanne 2008 Perennial Plant of the Year	18-20"	Velvet blue/white center	June-Oct.
Sanquineum var. Striatum		Light pink/crimson veins	May-June

GRASSES, ORNAMENTAL

#1	2.3 qt. (2.2 L)	\$ 11.95-up
#5	3.8 gal. (14.7 L)	\$ 34.95-up

These easy to grow plants provide long lasting winter effect with delicate flower heads and graceful forms. Use as a focal point or as a unique natural effect in the landscape. Pest resistant. Late availability on some varieties.

Variety	Summer Foliage Color	Plume Color	Height
Feather Reed (Karl Foerster)	Green	Wheat/beige	4-5'
Korean Reed (Brachytricha)	Green	Rosy	2-3'
Elijah Blue Fescue	Blue	Beige	10"
Hakone Grass 2009 Perennial Plant of the Year	Gold/green stripes	Pinkish red	2'
Flame (Purpurescens)	Green/changing to orange	Grayish white	4-5'
Japanese Blood Grass	Bright green/red tips	N/A	12-18"
Maiden (Gracillimus)	Green	Creamy	5-6'
Maiden (Morning Light)	Green/white	Bronzy red	4-5'
Porcupine (Strictus)	Green/yellow stripes	Red	6'
Variegated Silver	Green/white	Red	4-6'
Switch Shenandoah	Green/red tones	Beige	4'
Prairie Dropseed	Bright green	Buff	2-4'

Nx **HELIOPSIS (False Sunflower)**

Double golden flowers. 3-4'. July-Sept. Sun. Great back of the border plant.

● **HELLEBORUS (Lenten Rose)**

2005 Perennial Plant of the Year

Purple-pink to cream flowers. Glossy foliage. 15-18". March-April. Shade. Space 15-18" apart.

HEMEROCALLIS

These cream of the crop daylilies will enhance every garden. Double fan plants will bear multiple blooms the first year. Long lived perennial. Low maintenance. Adaptable to many soil types. Bloom time: June, July or August. Sun to part-shade.

	Daylily	Color	Height
R	Custard Candy	Creamy yellow / maroon band and green throat	24"
	Frans Hals	Bi-color / orange and reddish copper petals	24"
R	Going Bananas	Yellow	19-22"
R	Happy Returns	Lemon yellow	15-18"
R	Just Plum Happy	Mauve-pink / purple eye and picotee edge	20"
R	Mini Stella	Yellow	10"
FR	Stella d'Oro	Yellow	18-24"
R	Strawberry Candy	Pink / rose eye and green throat	26"
FR	Sunday Gloves	Near white / yellow eye and green throat	27"

F = Fragrant R = Reblooming

▶↔ **HEUCHERA (Coral Bells)**

Grown for its colorful foliage. Flowers are an extra bonus. Best in part-shade. Mulch for winter to avoid frost heaving.

Variety	Foliage Color	Flower Color	Height	Bloom Time
Caramel	Yellow-orange	Cream	12"	July
Citronelle	Yellow/silver undersides	Cream	12"	July
Dolce Key Lime Pie	Chartreuse	Pink	8-12"	July
Midnight Rose	Purple-black/pink flecks	Insignificant	10"	July
Obsidian	Purple-black	Cream	18-24"	May
Plum Pudding	Burgundy	White	18-24"	July

† **HIBISCUS (Rose Mallow)** Late availability

Disco Belle Mix

Large, rose, red or white flowers. 36". July-frost.

Many varieties available late season.

●↔ **HOSTA (Plantain Lily)**

One of the best shade-loving perennials. Attractive foliage produces flower spikes July to August. Low maintenance plants. Excellent for massed plantings, collector plants or low borders.

Hosta	Mature Height	Foliage Color	Mature Spacing
August Moon	20"	Golden green	24-30"
Blue Angel	30"	Blue-green	60"
Fire 'n' Ice	8"	Pure white center/dark green edge	12"
Fortunei Aureomarginata	23"	Dark green/gold edges	36"
Francee	24"	Green/white edges	40"
Ginko Craig	14"	Deep green/white margins	30"
Gold Standard	22"	Gold/dark green edge	48"
Golden Tiara	16"	Green/gold edges	30"
Krossa Regal	33"	Powdery blue foliage	60"
Patriot	23"	Dark green/creamy yellow edges	36"
Sagae	30"	Blue-green/creamy yellow margins	60"
Sum & Substance	31"	Chartreuse-gold	72"
Whirlwind	19"	Greenish-white/wavy green edges	36"
Wide Brim	18"	Dark green/creamy yellow edges	36"

↔# **IBERIS (Candytuft) sempervirens**

Flat clusters of white flowers on narrow evergreen leaves. April-May. 12". Sun. Space 18" apart. Limited availability.

IRIS

Bearded Iris

Large, bearded, orchid-like blooms on wide, fan-like foliage. June. Sun. Space 2-3' apart. Various colors and varieties available.

x **Siberian Iris**

Upright clumps of narrow, arching foliage. Blooms just after bearded iris. Thrives in moist soils. Space 2-3' apart.

KNAUTIA

Mars Midget

Burgundy-red flowers. June-Oct. 16-20". Sun. Compact. 15-20" apart.

↔● **LAMIASTRUM galeobdolon 'Herman's Pride' (Yellow Archangel)**

Yellow flowers produced in May. Clump former for dry shade. Silver leaves. 8-12". Space 12-15" apart.

↔● **LAMIUM (Variegated Dead Nettle)**

Anne Greenaway

Mauve flowers. Chartreuse, silver and medium green foliage. 6-8". Shade to part-shade. Space 12-15" apart.

Pink Pewter

Pale pink flowers. Green and white leaves. 6-8". Space 10-12" apart.

White Nancy

White flowering groundcover with silvery white leaves and a white margin. Shade. 6-8". Space 18" apart.

x **LAVANDULA (English Lavender)**

Fragrant flowers and foliage. July to September blooming. Sun.

Variety	Flower Color	Height
Grosso	Lavender	24-30"
Hidcote	Violet-blue	12"
Munstead	Lavender blue	15-18"

▷x **LEUCANTHEMUM (Shasta Daisy)**

Long blooming, white sun loving plants. Excellent cut flowers. June-August.

Variety	Height	Bloom Type	Spacing
Alaska	30"	Single	36"
Becky	36-40"	Single	36"
2003 Perennial Plant of the Year			
Snowcap	12-15"	Single	12"

▷x **LIATRIS (Gayfeather)**

Floristan Violet

Rosy-purple flowers. July-August. 3-4'. Sun. Space 24-30" apart.

Floristan White

Taller version of Kobold. White flowers. 36". Space 4' apart.

Kobold

Rose-lavender flower spikes on compact plant. July-August. 20-24". Sun. Good cut flower. Space 18-24" apart.

▷ **LIGULARIA**

dentata (Ragwort)

Green and purple foliage, orange daisy-like flowers. Moist soil. 35-40". Part-shade. Space 3' apart.

x **stenocephala (The Rocket)**

Tall 4-6' plant with heart-shaped leaves, slender yellow flowerheads. July-August. Part-shade. Space 4' apart.

LILIUM (Garden Lily)

Trumpet-shaped blooms in many colors. Bulb plants. July-August. Sun. Height varies with each variety. A list of varieties that we carry is available on request.

● **LYSIMACHIA**

↔# **nummularia (Creeping Jenny)**

Yellow tulip shaped flowers on 2" plants. June-August. Sun or shade. Wet or dry soil. Space 18-24" apart.

nummularia Aurea (Golden Creeping Jenny)

Same as above but with golden-yellow leaves.

▶px **MONARDA (Bee Balm)**

Large tattered flowers bloom from June to August. Lemon scented foliage. Space 2" apart.

Variety	Color	Height	Mildew Resistant
Coral Reef	Coral-Pink	36"	Yes
Grand Marshall	Fuchsia-Purple	13-16"	Yes
Jacob Cline	Red	48"	Yes
Marshall's Delight	Pink	24"	Yes
Petite Delight	Lavender-Rose	12-15"	Yes
Petite Wonder	Clear Pink	9-10"	Yes

NEPETA (Catmint)

Lavender to blue flowers. June-August. 15-18" depending on variety. Sun. Space 18-24" apart. Taller varieties available upon request.

OENOTHERA

macrocarpa (Evening Primrose)

Huge, bright yellow flowers followed by large winged seed pods. June-August. 9-12". Sun. Tolerates poor soil. Space 12" apart.

tetragona (fruticosa)

Erect flower heads; bright yellow blooms against reddish slender stems. June-August. 18-20". Sun. Space 2' apart. Early availability.

x **PAEONIA (Garden Peony)**

Peony #2 1.5 gal. (5.68 L) \$ 16.95 + up

These superb plants produce large abundant blooms late May to June. Good cut flower. Sun or part-shade. Space 3' apart. Long lived. Colors include red, white and pink.

Peony Tree \$ 32.95

3-4' tall plant with woody stems and very large red, white, yellow, pink or purple flowers.

x **PAPAVER (Oriental Poppy)**

Low hairy leaves. Flowers May-June. Goes dormant after blooming. Sun.

Variety	Size	Color
Allegro	16"	Red/Black Center
Prince of Orange	24-36"	Orange/Scarlet
Princess Victoria Louise	36-48"	Salmon pink

x **PARDANCANDA (Candy Lily)**

Iris like foliage with 2" blooms in pink, purple or orange. July-September. 3'. Sun. Space 2-3' apart.

PENSTEMON (Beardtongue)

Large and showy tubular flowers are a hummingbird magnet. Available in rose-pink, pink or white blooms. 12" to 24" depending on variety. Plants prefer well-drained soils and are drought tolerant once established. Sun to part-shade.

PEROVSKIA (Russian Sage)

Gray-green leaves are pungent when crushed. Semi-woody stems. Lavender blue flowers. August-September. 3'. Sun. Space 3-4' apart.

▶x **PHLOX (Tall Garden Phlox)**

paniculata

Fragrant bloom July-August. Space 2" apart to avoid mildew problems.

Variety	Color	Height	Mildew Resistant
David 2002 Perennial Plant of the Year	White	36"	Yes
David's Lavender	Purple	40"	Yes
Katherine	Lavender/white	36"	Yes
Laura	Purple/white eye	48"	Yes
Volcano Series	Ruby, purple, red, white or bi-color	12-18"	Yes

↔N **PHLOX (Creeping Phlox)**

11 x 11 flat \$ 8.95

subulata

Perfect groundcover for rock gardens, borders or slopes. April-May. 4-6". Blooms best in sun. Available early spring only. Space 8-12" apart.

Atropurpurea Wine red flowers.

Blue Emerald Light blue flowers, compact.

Emerald Pink Rich, pink flowers, compact.

White Delight Pure white flowers.

▶#x **PHYSOSTEGIA (Obedient Plant)**

Miss Manners

Clump forming plants with white flowers. 18-24". Space 18" apart. Sun. August-September. Invasive.

▶#x **PLATYCODON (Balloon Flower)**

Astra Pink

Light pink flowers. 8-10". Sun to part-shade. June-August. Space 12-15" apart.

Astra White

Large white flowers atop heavily branched plants. 10-12". Sun. June-July. Space 8-12" apart.

Sentimental Blue

Outstanding dwarf selection. Intense blue flowers. 6-10". Sun. Space 12" apart.

▶† **POLEMONIUM (Jacob's Ladder)**

caeruleum

Light blue flowers above lance shaped leaves. May-June. 18-24". Sun to part-shade. Space 2' apart.

●#† **PULMONARIA (Lungwort)**

Mrs. Moon

Distinctive leaves with silvery spotting. Pink flowers turn blue as they mature. April-May. 12". Shade to part-shade. Space 18-24" apart.

Raspberry Splash

Dark green leaves splashed with silver. Rich raspberry flowers. April-May. 12". Shade to part-shade. Space 18-24" apart.

px† **RUDEBECKIA (Black Eyed Susan)**

fulgida var. fulgida

Deep yellow flowers with brown cones. Aug.-Sept. 24-30". Sun to part-shade. Space 24" apart. Disease resistant. Late availability.

Goldsturm (1999 Perennial Plant of the Year)

Deep yellow, daisy-like flowers with black cones. July-September. 24". Sun. Good cut. Space 2' apart.

Viette's Little Suzy

Dwarf form of black eyed susan. Golden flowers/black centers. 12-14". June-September. Sun. Space 24" apart.

▶ **SALVIA (Meadow Sage)**

Bushy plants with spiked flowers. June-July. Cut back for some rebloom. Sun. Space 18-24" apart.

Variety	Flower Color	Height
Blue Hill	Blue	16-20"
Caradonna	Violet-blue/ Purple stems	24-30"
East Friesland	Violet-blue	18"
May Night	Deep Violet	18"

↔# **SEDUM (Stonecrop)**

Autumn Fire

Improved version of Autumn Joy. Rose-red flowers, thick stems. Holds together during peak bloom. 24". Sun. Space 2' apart.

Brilliant

Flat, rose colored flower heads above grey-green foliage. August-Sept. 18". Space 18-24" apart.

Bronze Carpet

Bronze foliage. Rosy pink flowers. July-August. 3-4". Sun. Space 8-10" apart. Limited availability.

Sieboldii

Thick blue leaves, arching stems. Bright pink flowers. August. 9". Space 12" apart. Sun.

↔# **SEMPERVIVUM (Hen and Chicks)**

Thick fleshy leaves form rosettes available in green, purple or red. 4-6". July. Sun. Space 8-10" apart.

↔# **SISYRINCHIUM (Blue-eyed Grass)**

Lucerne

Loads of 1" deep-blue flowers. Grassy green foliage. Low maintenance. 10-12". July-August. Sun to part-shade. Space 12-15" apart.

↔# **STACHYS (Lamb's Ears)**

byzantina

White woolly leaves. Hot pink colored flower spikes. Bee plant. 12-18" Sun. Drought tolerant. Space 15-18" apart. Also available without flowers.

Helen von Stein

Very large, fuzzy green-silver leaves. 6-12". Sun. Drought tolerant. Space 12-18" apart.

Hummelo

Showy lavender-rose spikes stand above foliage. 18-20" Sun. June-July. Space 18-24" apart.

x **STOKESIA (Stoke's Aster)**

Large flowers (3-4") highlight this July-September bloomer. Sun.

Variety	Color	Height
Blue Danube	Deep Blue	15-18"
Elf	Blue	6-9"
Mary Gregory	Light Yellow	18-24"

● **TRICYRTIS (Japanese Toad Lily)**

White lily-like flowers spotted with purple. 3'.
September-October. Shade. Space 2' apart.

▸ **VERONICA (Speedwell)**

Long blooming spiked flowers on erect stems.
Sun to part-shade. Various varieties available.

●↔#† **VIOLA (Sweet Viola)**

Pale blue flowers. Heart-shaped leaves. April-May.
5". part-shade. Prefers moist locations. Space 12"
apart.

This list of perennials is a guide to varieties generally available at Platt Hill Nursery. However, some varieties may not be available at all times. Please notify us if there is a variety you do not see, and we will try our best to locate it for you.



ROCK GARDEN PLANTS

Low growing plants for sunny locations include the following varieties:

Bellflower	Evening Primrose
Border Pink	Hens and Chicks
Candytuft	Ice Plant
Creeping Jenny	Sea Thrift
Creeping Phlox	Snow-in-Summer

PERENNIALS THAT ATTRACT BUTTERFLIES

Aster	Garden Phlox
Bee Balm	Gayfeather
Black-eyed Susan	Milkweed
Coneflower	Shasta Daisy
Coreopsis	Speedwell
False Indigo	Stoncrop
False Sunflower	Yarrow

PERENNIALS THAT ATTRACT HUMMINGBIRDS

Beardtongue	Cardinal Flower
Bee Balm	Columbine
Bleeding Heart	Hardy Hibiscus
Butterfly Weed	Salvia



HERBS

Pak	6.2 oz. (183 ml)	\$ 1.59 each
4" Square Pot	1.13 pt. (538 ml)	\$ 3.99 each
	10 or more	\$ 3.79 each

Light Requirement

○ = Full Sun ◐ = part-shade ● = Shade

Name	Light Requirement	Plant Type
BASILS		
Amethyst	○	Annual
Cinnamon	○	Annual
Italian Large Leaf (Mammoth)	○	Annual
Lemon, Mrs. Burns	○	Annual
Spicy Globe	○	Annual
Sweet	○	Annual
Thai (Siam)	○	Annual
CATNIP	○ / ●	Perennial
CHAMOMILE		
Roman	○	Perennial
CHIVES		
Garlic	○ / ◐	Perennial
CILANTRO	○	Annual
DILL	○	Annual
FENNEL		
Bronze	○	Biennial
GERANIUM, Scented	○	Annual
GRASS		
Lemon	○	Annual
LAVENDER		
French Lace	○ / ◐	Annual
Provence	○ / ◐	Annual
LEMON BALM	○ / ◐	Perennial
LEMON VERBENA	○ / ◐	Annual
MINT		
Apple	○ / ◐	Perennial
Chocolate	○ / ◐	Perennial
Mint Julep	○ / ◐	Perennial
Orange	○ / ◐	Perennial
Peppermint	○ / ◐	Perennial
Pineapple	○ / ◐	Annual
Spearmint	○ / ◐	Perennial

HERBS

Name	Light Requirement	Plant Type
OREGANO		
Greek	○ / ◐	Perennial
Italian	○	Annual
PARSLEY		
Curly	○ / ◐	Annual
Straight	○ / ◐	Annual
ROSEMARY		
Prostrate	○	Annual
Upright	○	Annual
SAGE		
Berggarten	○	Perennial
Garden	○	Perennial
Pineapple	○ / ◐	Annual
STEVIA	○	Annual
SWEET MARJORAM	○	Annual
TARRAGON	○	Perennial
THYME		
English	○ / ◐	Perennial
French	○ / ◐	Annual
Lemon	○ / ◐	Perennial
Lemon Variegated	○ / ◐	Perennial
Silver	○ / ◐	Perennial

ANNUALS

Bloom all summer; must be planted every year.

Pak – 6.2 oz. (183 ml)	\$ 1.59 ea.
Flat of 12 Paks – 74.4 oz. (2.2 L)	\$ 17.95 ea.
5 or more	\$ 16.95 ea.
3½" Square Pot – 1.0 pt. (515 ml)	\$ 3.99 ea.
18 or more	\$ 3.49 ea.
4½" Round Pot – 1.25 pt. (591 ml)	\$ 4.99 ea.
15 or more	\$ 4.49 ea.
6" Round Pot – 1.37 qt. (1.29 L)	\$ 9.95 ea.
6 or more	\$ 9.49 ea.
10" Hanging Baskets – 1.2 gal. (4.65 L)	\$ 24.95-up

Name	Light Requirement	Height
Abutilon - Flowering Maple	○	10-24"/Trailing
Agastache	○	24-30"
Ageratum	○/●	8-12"
Alyssum	○	4-6"/Trailing
Amaranthus	○	6-8'
Angelonia	○	12-24"
Argeranthemum	○	12-30"
Aster, Dwarf	○	8"
Bacopa	○/●	4"/Trailing
Begonia —		
Bonfire	○/●	18"/Trailing
Dragon Wing	○/●	20-24"
Tuberous	●	8-10"
Wax	○/●	6-8'
Bidens	○	8-10"/Trailing
Brachycome	○/●	6"/Trailing
Browallia	○/●	10-12"
Caladium	●/●	14-18"
Calibrachoa	○	8-14"
Canna	○	4-6'
Carnation	○	12"
Celosia	○	8-36"
Chenille	○/●	4"/Trailing
Chrysocephalum	○/●	8-14"/Trailing
Cleome – Spider Flower	○	4-6'
Coleus —		
Kong	●/●	18-20"
Sun Loving	○/●	12-24"
Cosmos	○	24-36"
Cuphea – Mexican Heather	○/●	8-10"
Dahlia	○	5-12"
Datura – Angel's Trumpet	○	36"

Name	Light Requirement	Height
Dianthus	○	8-10"
Diascia	○	6"/Trailing
Dusty Miller	○	8-12"
Euphorbia —		
Diamond Frost	○	12-18"
Snow-on-the-Mountain	○	24-36"
Evolvulus —		
Hawaiian Blue Eyes	○	6"/Trailing
Four O'Clocks	○	24-30"
Fuchsia	●	24"/Trailing
Gaura	○	8-24"
Gazania	○	6-10"
Geraniums —		
Floribunda	○	8-12"/Trailing
Ivy	●	6"/Trailing
Gold Coin	○	8"/Trailing
Gomphrena	○	12-24"
Heliotrope	○	12-18"
Hollyhock, Mini	○	24-36"
Hyacinth Bean	○	Vine
Iboza	○	Trailing
Iresine — Chicken Gizzard	○	12-14"
Impatien	●	8-14"
Double	●	12-15"
Flowering	○/●	12"
Lantana	○	6-12"/Trailing
Licorice Plant	○	10"/Trailing
Lobelia	○/●	6"/Trailing
Lotus – Parrot's Beak	○	6"/Trailing
Lysimachia – Golden Globes	○/●	6"/Trailing
Marguerite Daisy	○	20-24"
Marigold	○/●	8-36"
Mimosa – Sensitive Plant	○	6-10"/Trailing
Moon Flower	○	Vine
Morning Glory	○/●	Vine
Moss Rose	○	4-6"/Trailing
Nasturtium	○	8"/Trailing
New Guinea Impatien	●	12-24"
Nicotiana	○	12-14"/5'
Osteospermum	○	24"/Spreading
Pansy	○/●	6"
Pentas – Egyptian Starflower	○	12-18"
Petunia —		
Wave, Double Wave, Easy Wave, Tidal Wave	○	12"/Trailing
Supertunias	○	6-10"/Trailing

VEGETABLES

Name	Light Requirement	Height
Red Fountain Grass	○	24-36"
Rudbeckia —		
Black Eyed Susan	○	24-36"
Salvia	○	10-24"
Scaevola —		
Hawaiian Fan Flower	○/●	6"/Trailing
Schizanthus — Angel Wing	○	10-18"
Snapdragon	○/●	7-30"
Spike	○/●	40"
Springerli	○/●	12"/Trailing
Strawflower	○	12-30"
Streptocarpella	●	12"/Trailing
Strobilanthes	○/●	24-36"
Sweet Potato Vine	○	12-36"/Trailing
Tithonia — Mexican Sunflower	○	3-6'
Thumburgia —		
Black Eyed Susan Vine	○/●	Vine
Torenia — Wishbone Flower	●/●	12"
Verbena	○	3'/Trailing
Vinca	○	8-12"
Vinca Vine	○/●	Trailing
Viola	○/●	6-8"
Zinnia	○	10-36"

NOTE: Flowers in hanging baskets and planters dry out faster than those planted in the ground. It is necessary to check for watering needs on a daily basis. Water thoroughly until water runs out the bottom of the pot and repeat. It may be necessary to water twice a day.

VEGETABLES

Pak – 6.2 oz. (183 ml)	\$ 1.59 ea.
Flat of 12 Paks – 74.4 oz. (2.2 L)	\$ 17.95 ea.
5 or more	\$ 16.95 ea.
1 Gallon Pot	\$ 7.95 ea.

TYPE	VARIETY	CHARACTERISTICS
Beans	Bush Blue Lake	53 days. 6 in. pods, tender with rich flavor; bush type
Beets	Detroit Dark Red	63 days. Best strain available; rich and flavorful
Broccoli	Premium Crop	58 days. 9" heads, long-lasting variety
Brussels Sprouts	Jade Cross "E"	85 days. Uniform 1½" sprouts; delicate flavor
Cabbage	Golden Acre	65 days. Round solid heads
	Late – Savoy Ace	78 days. 3½ lb. heads
	Market Prize	76 days. Uniform, round head
	Ruby Perfection	85 days. Solid, globe-shaped red 4 lb. head
Cauliflower	Snow Crown	60 days. Large, snowy white heads
Celery	Giant Pascal	105 days. Very productive
Celery Root (German Celery, Celeriac)		100 days. Use in soup, salad, dressings
Collards	Georgia	70 days. Light frost improves cabbage flavor
Corn	Honey 'n Pearl	71 days. Super sweet, bi-color; 9" ears
Cucumber	Salad Bush	57 days. 6-7" fruit on compact plants; good for small gardens or containers. Disease resistant.
	Hybrid	56 days. Bitterfree; 8" long
	Burpless	55 days. 8" long, dark green slicing variety
	Pickles – Peppi II	48 days. Developed for home pickling; harvest when 2" or 5"; disease resistant
Eggplant	Ichiban	54 days. Oriental variety with cylindrical fruit
	Beauty Hybrid	73 days. Oval shape, deep color, medium-sized fruit, rich in flavor
Kohlrabi	Winner	55 days. Early variety, stays tender
Leek	King Richard	75 days. Thick straight necks
Lettuce	Buttercrunch (Bibb)	All American Winner. 64 days. Compact rosettes of tender leaves
	Great Lakes (Head)	75 days. Large crisp heads; start early to avoid bolting
	Black Seeded Simpson (Leaf)	45 days. All American Winner; bronze-red ruffled leaf
	Romaine	65 days. Gourmet lettuce; easily grown
Melon	Hales Best Jumbo (Cantaloupe)	78 days. Extra early; 4 lb. fruit
	Earli-Dew (Honeydew)	80 days. 2½-3 lb. round fruit
Okra	Cajun Delight	49 days. All-American Winner
Onions	Sweet Spanish	110 days. Large, white globe-shape; good flavor
	Red Defender	125 days. Red and white flesh when ripe

VEGETABLES

TYPE	VARIETY	CHARACTERISTICS
Peas	Caseload	56 days. 2' vines with 3½-4" pods.
Peppers (Sweet)	Better Belle	65 days. Earlier, more vigorous; meatier than California Wonder
	California Wonder	75 days. Blocky, sweet bell pepper, good for stuffing; green turns red when ripened
	Melrose	60 days. Sweet tapered 3" by 1" fruit; thin flesh good for salads or frying, very heavy yields
	Gypsy	65 days. Elongated fruit larger than banana types; light green color
	Red Beauty (Red Bell)	68 days. Fruits are extra-thick walled, 4 lobed; flesh is sweet and juicy
	Sweet Banana	65 days. 8" long fruit are yellow ripening to orange
Peppers (Hot)	Golden Super (Yellow Bell)	62 days. Blocky sweet Bell pepper, good for cooking and adds color to salads
	Super Cayenne	70 days. Highly productive, very hot, 3-4" long tapered fruit; harvest green or when ripens to red
	Habañero	95 days. HOTTEST OF HOT! 1" x 1½" fruits with thin, wrinkled skin; light green ripens to golden orange
	Jalapeño	72 days. Tapered fruit 3" by 1"; dark green turns red when ripe, hot flavor
	Hungarian Wax	68 days. Same as Hungarian Sweet, but hot
	Poblano	65 days. Called Ancho when dried, poblano when fresh; 4" fruit that ripens from dark green to deep red
	Super Chili	82 days. Very hot 2½" tapered fruit; very productive, green turns red when ripe
	Serrano	75 days. Vigorous 30" plants with 2" thin-walled fruits; hot whether green or red
	Thai Hot	70 days. 2" long, thin skinned fruits
	Pumpkin	Racer
Radicchio	Red Preco	60 days. Red-purple heads; early
Winter Squash	Acorn (Table Ace)	70 days. Good winter keeper, semi-bush variety
	Butternut Waltham	85 days. Improved fruit uniformity and increased yields
	Spaghetti (Tivoli)	100 days. All American Winner; 3-4 lbs.; oblong fruit; bush type
Summer Squash	Yellow Summer Crookneck	53 days. Bright yellow fruit with delicious flavor and fine texture
	Sunburst (Scallop)	50 days. All American Winner; yellow, scalloped shaped fruit; bush type
	Zucchini (Aristocrat)	50 days. yields great all summer long; 6-7" medium green fruit
Swiss Chard	Zucchini (8 Ball)	42 days. First round zucchini; All American Selection Winner
	Fordhook	50 days. Good raw or cooked
Tomato	Beefmaster	80 days. King size 2 lb. fruit; greater disease resistance than Beefsteak
	Beefsteak	80 days. King size 2 lb. fruit; delicious and meaty
	Better Boy	70 days. Large 1 lb. firm fruit; outstanding flavor; good producer

TYPE	VARIETY	CHARACTERISTICS
Tomato cont.	Big Boy	78 days. Vigorous producer of 1 lb. fruit; most popular variety
	Big Girl	78 days. Solid, crack-free 1 lb. fruit; delicious flavor; disease resistant
	Brandywine	85 days. Fruits up to 1.5 lbs.; superb flavor. Heirloom
	Celebrity	All American Winner. 72 days. Bush-type plant produces glossy red, 7 oz. fruit with light green shoulders. Determinate.
	Cherokee Purple	85 days. Large dark purple fruit that can be 5" across and 3½" deep. Heirloom
	Early Girl	52 days. Earliest yields of 4-6 oz. fruit
	Fantastic	72 days. High yields of globe-shaped, 9-12 oz. fruit; good flavor
	Fourth of July	49 days. 4 oz. fruit that should ripen by July 4th
	German Johnson	80 days. 16 oz. pinkish red fruit, excellent flavor. Heirloom
	Golden Jubilee	80 days. 8 oz., round yellow fruit; low acid
	Gold Nugget (Yellow Cherry)	60 days. 1-1¼" diameter, round to slightly oval fruit with a deep yellow color. Determinate
	Juliet (Grape)	60 days. Grape cluster of 1 oz. fruit; high yields
	Jetstar	72 days. 6-8 oz. fruit with mild flavor; high yield. Great slicing variety.
	Marglobe	75 days. Improved, disease resistant variety; smooth, solid, 6 oz. crack-free fruit
	Mortgage Lifter	80 days. This beefsteak type can produce fruit up to 4 lbs., but the average is 2½ lbs. Heirloom
	Watermelon	Mr. Stripey
Patio		70 days. Produces firm medium-size, oblate-shaped fruit on dwarf plants. Ideal for containers; needs staking. Determinate.
Red Cherry		75 days. Produces huge quantities of juicy, 1 oz. or less red fruit; salad tomato
Roma (Italian Plum)		70 days. Grows bright red, 2 oz. meaty, plum-shaped fruit; good for canning. Determinate.
Rutgers		82 days. Improved disease resistant variety; 6 oz. fruit is smooth, thick-walled and crack-free. Determinate.
	Sweet 100	70 days. Long clusters of up to 100 fruits; 1" across; needs staking
Watermelon	Crimson Sweet	84 days. Sweet, red flesh; up to 20 lb. fruit

Also available:

- Garlic Cloves** \$ 5.95 pkg
- Shallots** \$ 2.59 pkg
- Onion Sets** \$ 1.99 pkg; Yellow, White, Red
- Seed Potatoes** \$ 0.69 lb; Cobbler, Kennibec, Pontiac, Yukon Gold

This list is only a guide to vegetable plants generally available at Platt Hill Nursery. We try our best to supply you with the widest selection and best varieties available. Due to unforeseen circumstances, we may not have every variety available at all times.



AQUATICS

HARDY WATER LILY	\$ 34.95 ea.
MARGINALS Hardy and Tropical	\$ 6.95-up
FLOATING PLANTS Water lettuce and water hyacinth	\$ 3.99-up
OXYGENATORS	\$ 3.79-up

Aquatic plants are great for rain gardens.
Some choices for this are:

Arrowhead
Lizard's Tail
Marsh Marigold
Pickerelweed
Rush

TROPICAL BLOOMERS

Platt Hill Nursery offers a large selection of blooming and non-blooming plants for your patio and garden. Hibiscus, mandevilla, bananas, palms and gardenias are just a few.

GRASS SEED / SOD

GRASS SEED

Platt Hill Nursery offers a great selection of bulk grass seed. It is sold by the pound, so you may purchase as much or as little as you need.

We carry several "blends" of seed to adapt to the various sunlight conditions or traffic patterns of your yard. Our experienced staff will supply you with the approximate coverage rates (for either new lawns or for overseeding) and recommend the proper fertilizers to use. Please ask for more information.

SOD

\$ 3.79 per roll

Platt Hill Nursery has freshly cut sod during the growing season. However, availability is very much dependent on weather conditions (i.e., too much rain prevents the cutting of the sod). Please call ahead if in doubt.

PREPARATION AND INSTALLATION OF SOD:

1. All areas to be sodded should be finish graded. Grade should be 1" below walks and drives, so sod will be even when installed.
2. Do not install sod on a hard surface. Use mushroom compost or peat moss to create a soft layer for the sod to settle into.
3. Start laying sod along a straight edge, such as a drive or walk. Lay sod tight against each other. DO NOT OVERLAP. Trim off excess with a sharp knife. Sod should be laid with joints staggered.
4. As soon as an area large enough to sprinkle is laid, start watering and completely saturate. Water sod thoroughly with a penetration of about 6 inches.
5. Water daily for the first three days. Water every other day for the first week, then as needed.

Water 2-4 hours per sprinkler setting.

Mow when leaf growth reaches 3-4 inches.

Lawn fertilizer available at Platt Hill Nursery can be applied 30 days after installation.

APPROXIMATE SOIL AMENDMENT REQUIREMENTS

The following is based on digging a hole twice as wide as the pot size and filling in with 20% peat moss

Pot Size	1 Cu. Ft. Bale Peat Moss Will Plant Approx.:	One 40-lb. Bag Michigan Peat Moss Will Plant:
#1 2.7 qt. (2.5 L)	10-12 plants	8 plants
#2 1.5 gal. (5.68 L)	8-10 plants	6 plants
#5 3.8 gal. (14.7 L)	6-8 plants	3 plants
#7 6.2 gal. (23 L)	4-5 plants	2 plants

Amount of Peat Moss Required to Plant a:	Sphagnum Peat	40-lb. Michigan Peat Moss
#10 9.0 gal. (34 L) plant	1/2 cu. ft.	1 40-lb. bag
#15 13.5 gal. (51 L) plant	3/4 cu. ft.	1 1/2 40-lb. bags
#20 19.7 gal. (75 L) plant	1 cu. ft.	2 40-lb. bags
B & B plant	1 cu. ft.	2 40-lb. bags

TOP SOIL

One 40 lb. bag covers approximately 5 square feet at a depth of 2 inches.

40 lb. bag \$ 1.99 each

1 cubic yard of topsoil covers approximately:

1" deep - 320 square feet

2" deep - 160 square feet

4" deep - 80 square feet

Formula for determining square foot areas:

Circles: Area = 3.1416 x Radius squared

Triangles: Area = 1/2 Base x Height

Rectangles : Area = Base x Height

COW MANURE

40 lb. bag \$ 1.99 each

PEAT MOSS

40 lb. bag \$ 1.99 each

SPHAGNUM (CANADIAN) PEAT MOSS

1 cu. ft. bale \$ 6.79 each

2.2 cu. ft. bale \$ 8.95 each

3.8 cu. ft. bale \$12.95 each

New Lawns:

Before seeding, dig up 4 to 6 inches of topsoil and mix thoroughly with 1 inch layer of peat moss.

Established Lawns:

4 cubic feet of peat moss covers 300 square feet as a light top dressing.

Garden Use:

4 cubic feet of peat moss covers 50 square feet at 2 inches deep. Rototill in 4 to 6 inches with your garden fertilizer.

SAND – PAVER BASE

One 1/2 cu. ft. bag of sand will cover approximately 3 square feet at a depth of 1 inch.

LAKE MICHIGAN PLAY SAND

Used for sandboxes, gardens or swimming pool bases.

This is the finest washed sand available. Use no other in your sandboxes.

1/2 cu. ft. bag \$ 3.49 each

TORPEDO SAND

Grainy sand used for patios, construction, and to improve soil aeration and drainage. Not for use in sandboxes.

1/2 cu. ft. bag \$ 2.99 each

LIMESTONE SCREENING

Use as a granular base for laying of patio stone, retaining wall or paving block.

1/2 cu. ft. bag \$ 2.99 each

MUSHROOM COMPOST

Used as an organic amendment or mulch for the improvement of low fertile soil. Its magic qualities accelerate new and existing plant growth. It is the favorite of Platt Hill Nursery's grower.

1.5 cu. ft. bag \$ 3.99 each

BLENDED COMPOST

Mushroom compost blended with organic compost. Provides a nutritional boost to existing soil conditions. Improves soil structure when preparing beds.

1.5 cu. ft. bag \$ 4.99 each

GARDEN SOILS

Miracle-Gro Flower and Vegetable Soil

1 cu. ft. bag \$ 5.49 each

POTTING SOIL

20 lb. bag \$ 1.99 each

40 lb. bag \$ 2.79 each

PROFESSIONAL POTTING MIX (METRO MIX)

All purpose potting soil used exclusively in our greenhouse production.

360 – Great for seed starting.

902 – Great for container gardens.

2.8 cu. ft. bag \$24.95 each

MILORGANITE

This is a professional quality organic fertilizer for turf. It gives better results than any other fertilizer. Platt Hill will use no other on his lawn. Not for vegetable gardens.

36 lb. bag \$ 8.49 each

GYPSUM

All natural soil conditioner for lawns, gardens, trees and shrubs. Loosens hard packed soils, breaks up clay and increases water penetration.

40 lb. bag \$ 7.95 each

LIME

Acid neutralizing soil conditioner. Supplies magnesium and calcium to soil.

50 lb. bag \$ 3.99 each

STRAW

New Lawns:

One bale of straw covers approximately 50 square feet when used as a light mulch after seeding.

Bale \$ 5.95 each

Half Bale \$ 4.49 each

CEDAR BARK MULCH

2 cu. ft. bag \$ 5.95 each

COCOA MULCH

Very fragrant when freshly applied. Smells of cocoa.

2 cu. ft. bag \$ 5.95 each

COLOR ENHANCED MULCH

Classic Black, Forest Brown

Color Enhanced Mulch provides year-long color. Made from 100% natural forest products, which gradually turn into organic matter and therefore is beneficial to plants.

2 cu. ft. bag \$ 5.95 each

CYPRESS MULCH

2 cu. ft. bag \$ 3.99 each

DECORATIVE MULCH (Red, Brown or Gold)

Fade resistant dyed mulch.

2 cu. ft. bag \$ 3.99 each

PINE BARK

Available in three forms: **mulch**, **mini-nugget**, and **nugget**.

2 cu. ft. bag \$ 4.99 each

SHREDDED HARDWOOD

Platt Hill's choice in mulches. This premium hardwood mulch is 100% organic and weed free. The best of the organic mulches.

2 cu. ft. bag \$ 4.99 each

WESTERN CHUNK BARK MULCH

Available in three sizes: **small**, **medium** and **large**.

2 cu. ft. bag \$ 5.95 each

Note:

2 cu. ft. bag will cover approximately:

24 sq. ft. at a depth of 1 inches

12 sq. ft. at a depth of 2 inches

8 sq. ft. at a depth of 3 inches

27 cu. ft. equals 1 cubic yard

For additional weed control, use Landscape Fabric as underlayment for mulches used around plant material. Its woven construction allows air and water to pass through, but prevents weeds from growing. Available in 25, 50 and 100 ft. rolls, 3 ft. wide.

ALABAMA SUNSET

1/2 cu. ft. bag \$ 4.99 each

AMERICAN HERITAGE

1/2 cu. ft. bag \$ 3.99 each

BLACK OBSIDIAN

1/2 cu. ft. bag \$ 4.99 each

BURNT CORAL

1/2 cu. ft. bag \$ 4.99 each

MERAMEC NUGGETS (Large)

1/2 cu. ft. bag \$ 3.99 each

MERAMEC PEBBLES

1/2 cu. ft. bag \$ 3.99 each

MEXICAN PEBBLES

40 lb. \$ 21.95 each

NEW YORK BLUESTONE CHIPS

1/2 cu. ft. bag \$ 5.95 each

PEA GRAVEL

One cubic yard of Pea Gravel will cover approximately 125 square feet at a depth of 2 inches. Fifty-four 1/2 cu. ft. bags equal 1 cubic yard.

1/2 cu. ft. bag \$ 2.99 each

POND PEBBLES

1/2 cu. ft. bag \$ 2.99 each

RED BRICK CHIPS

1/2 cu. ft. bag \$ 5.95 each

RIVER PEBBLES

1/2 cu. ft. bag \$ 2.99 each

SAND PEBBLES

1/2 cu. ft. bag \$ 5.95 each

Note:

1/2 cu. ft. bag will cover approximately

6 sq. ft. at a depth of 1 inch.

54 1/2 cu. ft. bags equal 1 cubic yard.

When using crushed stone around plant material, we recommend using Landscape Fabric instead of plastic. Its construction enables air and water to reach the root zones, but weeds cannot penetrate through.

DECORATIVE STONE, BOULDERS

SNOW WHITE MARBLE

1/2 cu. ft. bag \$ 4.49 each

TIFFANY PINK

1/2 cu. ft. bag \$ 4.49 each

VOLCANIC ROCK (Black or Red)

1 cu. ft. bag \$ 5.95 each

WESTERN SUNSET

1/2 cu. ft. bag \$ 4.49 each

BOULDERS

Cobblers

Holey Boulders

Sponge Rock \$ 0.19 per lb.

Black Obsidian

Feather Rock

Indian Sunset

Midnight Blue Cobblers

Mini Canyon Cobbles

New York Fieldstone

Red Volcanic Rock

Royal Gorge

White Marble Rock \$ 0.29 per lb.

Canyon Cobbles

Quartz Mason

Wintergreen Marble \$ 0.39 per lb.

Note:

1/2 cu. ft. bag will cover approximately
6 sq. ft. at a depth of 1 inch.

54 1/2 cu. ft. bags equal 1 cubic yard.

When using crushed stone around plant material, we recommend using Landscape Fabric instead of plastic. Its construction enables air and water to reach the root zones, but weeds cannot penetrate through.

PATIO STONE, EDGING, FLAGSTONE

PATIO STONE

PATIO STONE (Round or Square)

Exposed Aggregate (Meramec Red; Pea Stone-Multi; B.C. Pebble-Black)

12" \$ 4.99 each

18" \$ 9.95 each

24" square only \$17.95 each

NATURAL SOLID BLOCK (Gray; Round or Square)

12" \$ 2.49 each

18" \$ 4.99 each

NATURAL SOLID BLOCK (Gray)

24" square \$ 11.95 each

CONCRETE EDGING

STRAIGHT EDGE 24" \$ 7.49 each

TREE RINGS

36" inside diameter, 4 pieces per set \$ 8.49 each piece

CENTIPEDE

Gray, Red, Tn, Black \$ 1.69 each

FLAGSTONE

CHILTON STEPPERS \$ 0.29 per lb.
4,000 lbs. per pallet \$ 799.95

DESERT (SANDSTONE) \$ 0.29 per lb.
4,000 lbs. per pallet \$ 799.95

OAKFIELD STEPPERS
250 lbs. cover 10 sq. ft. \$ 0.19 per lb.
4,000 lbs. per pallet \$ 529.95

OKLAHOMA FLAGSTONE \$ 0.39 per lb.
4,000 lbs. per pallet \$ 1599.95

SANDY CREEK \$ 0.39 per lb.
4,000 lbs. per pallet \$ 1599.95

TUMBLLED STEPPERS
1 5/8" thick \$ 0.29 per lb.
4,000 lbs. per pallet \$ 799.95

WALLSTONE

CUT DRYWALL

4" thick approximately	\$0.19 per lb.
4,000 lbs. per pallet	\$ 529.95

HARD GOODS — MISCELLANEOUS

SPLASH BLOCK

24"	\$ 9.95
-----	---------

BURLAP

Brown, untreated.	
5 ft. x 5 ft.	\$ 2.49 each



PLANTING TIPS

- Dig the planting hole up to twice as wide as the diameter of the root ball of the plant.
- The depth of the hole should be the same as the depth of the root ball. All woody plants should be planted so that they are the same level in the soil as they were originally growing in the container.
- Remove the plant from the plastic container and carefully place the root ball into the hole. With balled and burlapped stock, cut all the string at the base of the plant. Leave the burlap on the ball.
- Backfill with a mixture of one part peat moss and three parts soil.
- When watering the plant, form a basin around its base so the water will soak in rather than run off. Water slowly and thoroughly until all the soil has settled and the ball is saturated. It may be necessary to straighten the plant and backfill firmly with more soil.
- In times of wet, cool weather (spring & fall) water thoroughly every two weeks. It is critically important that the soil dry out between waterings. In times of dry weather, a thorough watering once a week should be sufficient. For larger plants, a root feeder is ideal for watering deep down.
- Give special attention to plants set so close to a wall that an overhanging roof blocks rainfall.
- Spreading a two inch layer of shredded hardwood mulch over the root zone will aid in keeping the soil evenly moist.



GIFT CERTIFICATES

Gift Certificates are available in any amount and are redeemable for plants or merchandise when presented at our garden center.

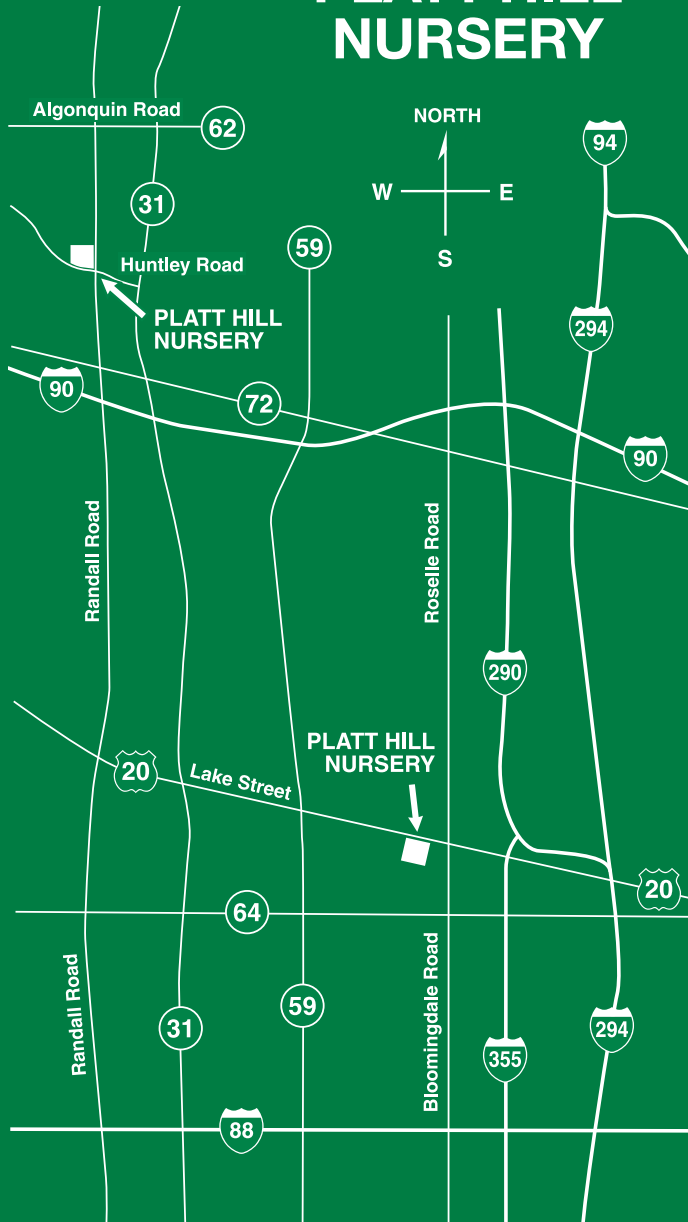
To provide you with the professional service you expect, we belong to the following organizations which provide us with the latest developments on landscape design, plant diseases and the most current selection of plant material in the industry.

- American Nursery and Landscape Association
- Illinois Green Industry Association
- Garden Centers of America
- Bedding Plants International
- Horticultural Research Institute
- Illinois Landscape Contractors Association
- Ohio Florists Association
- Perennial Plant Association

Receive valuable gardening information and preferred customer savings by signing up for the Platt Hill Nursery Newsletter.

**THANK YOU FOR SHOPPING AT
PLATT HILL NURSERY**

MAP TO PLATT HILL NURSERY



PLATT HILL NURSERY

222 W. Lake St.
Bloomington, IL
60108-1038

630-529-9394

FAX: 630-529-3795

2400 Randall Road
Carpentersville, IL
60110-3424

847-428-6767

FAX: 847-428-3812

www.platthillnursery.com